

# Flight behaviour and dispersal of *Rhynchophorus ferrugineus* (Coleoptera: Dryophthoridae) adults using mark-release-recapture method

J.A. Ávalos<sup>1</sup>, S. Balasch<sup>2</sup> and A. Soto<sup>1\*</sup>

<sup>1</sup>Instituto Agroforestal Mediterráneo (IAM), Universitat Politècnica de València, Camino de Vera s/n, 46022, Valencia, Spain: <sup>2</sup>Departamento de Estadística e Investigación Operativa Aplicadas y Calidad, Universitat Politècnica de València, Camino de Vera s/n, 46022, Valencia, Spain

## Abstract

The flight ability and patterns of an insect influence its spread, and the study of its behaviour can be used to improve the strategies to control the pest. Regarding *Rhynchophorus ferrugineus* (Olivier) (Coleoptera: Dryophthoridae), one of the worst threats to palm trees worldwide, laboratory experiments have been conducted to analyze their flight potential. However, these data must be complemented with tests that allow us to know its flight behaviour and dispersal patterns under field conditions. Two mark-release-recapture experiments were conducted in areas with *R. ferrugineus* infestations. In the first, the effects of weevil sex, temperature, solar radiation, and relative humidity, on the take-off and flight mobility of adults were analyzed. The second experiment aimed to determine the maximum flight distance covered by adults in field. The take-off rate for *R. ferrugineus* males was significantly greater than for females, and was positively influenced by temperature (optimum take-off around 25°C) and solar radiation, both factors being highly correlated. Female weevil recaptures were significantly higher, especially as temperatures increased (optimum recapture around 21°C). Dispersal distances of weevil adults increased when temperatures rose, and while this insect tended to fly short distances (<500 m), it was able to cover up to 7 km. The dispersal of *R. ferrugineus* adults mainly occurred during the first 7 days after their release, and when relative humidity increased, their dispersal time was reduced. The results obtained will permit a more effective implementation of certain measures used to control *R. ferrugineus*, such as olfactory trapping or intensive surveillance around pest outbreaks.

**Keywords:** red palm weevil, mark-release-recapture, flight behaviour, dispersal, take-off, flight potential

(Accepted 13 April 2016; First published online 24 May 2016)

## Introduction

The red palm weevil, *Rhynchophorus ferrugineus* (Olivier) (Coleoptera: Dryophthoridae), is still the primary pest of

palm trees (Arecaceae) worldwide (EPPO/OEPP, 2008). This weevil is native to Southeast Asia and Melanesia, where it is the key pest of coconut palms, *Cocos nucifera* (Linnaeus) (Arecales: Arecaceae) (Viado & Bigornia, 1949). Although *R. ferrugineus* has a broad host range, it favours certain *Phoenix* species, such as *Phoenix canariensis* (H. Wildpret) and *Phoenix dactylifera* (Linnaeus) (Arecales: Arecaceae) (Murphy & Briscoe, 1999; Faleiro, 2006). This pest invaded the Middle East in the mid-1980s, being present in over half of the date palm-growing countries, and causing major economic losses (Faleiro,

---

\*Author for correspondence  
 Phone: (+34) 963 879 252  
 Fax: (+34) 963 877 331  
 E-mail: asoto@eaf.upv.es

2006). *R. ferrugineus* spread around the Mediterranean basin during the last two decades, but it has also reached Australia (EPPO/OEPP, 2008), and the American continent (EPPO/OEPP, 2009). Recently, it has been detected in countries such as Yemen (Assgaf, 2013) and Russia (Karpun *et al.*, 2014).

As a general rule, insects can be dispersed through their own movements (mainly through flight) or transported by humans. The former is necessary to perform vital roles such as feeding, mating, oviposition or migration (Goldsworthy & Wheeler, 1989). In the case of *R. ferrugineus*, the trade of palm trees between territories (Abraham *et al.*, 1998; Rugman-Jones *et al.*, 2013), and the high flight potential of this weevil (Ávalos *et al.*, 2014), have facilitated its spread.

There are several techniques used to evaluate, under laboratory and field conditions, the flight potential and behaviour of insects and to determine the influence of biotic and abiotic factors. In laboratory, the flight mill technique allows the aforementioned aspects to be studied; however, flight data obtained from tethered insects should not be interpreted as an exact reflection of their flight potential in field (Cooter, 1993). Therefore it is essential to complement these data with field trials. Several methods and devices can be used outdoors to track insect movements: radio telemetry, harmonic radars, vertical-looking entomological radars, and radio frequency identification, among others (Chapman *et al.*, 2011; Kissling *et al.*, 2013). Other less complex and less expensive methods can also be used to study the insect's flight range and its dispersal capabilities under field conditions. One of these is the mark-release-recapture (MRR) method, which has been used successfully to study numerous agricultural pests, including *Ceratitis capitata* (Wiedemann) (Diptera: Tephritidae) (Gavriel *et al.*, 2012), *Cydia pomonella* (Linnaeus) (Lepidoptera: Tortricidae) (Margaritopoulos *et al.*, 2012), *Homalodisca coagulata* (Say) (Hemiptera: Cicadellidae) (Coviella *et al.*, 2006), and *Leptinotarsa decemlineata* (Say) (Coleoptera: Chrysomelidae) (Szendrei *et al.*, 2009).

The prevention and control of infestations produced by *R. ferrugineus* require an integrated pest management program based on olfactory trapping with pheromones and kairomones, the application of chemical or biological insecticides, early detection of infestations, destruction of infested plant material, and mechanical sanitation (Hallett *et al.*, 1999; Abbas *et al.*, 2001; Faleiro, 2006; EPPO/OEPP, 2008; La Mantia *et al.*, 2008). Knowing and understanding the flight capability and behaviour of *R. ferrugineus* adults could help to improve the techniques to control this pest, such as olfactory trapping or the demarcation and management of pest outbreaks. The flying ability of *R. ferrugineus* adults under laboratory conditions has been analyzed by Ávalos *et al.* (2014) and Hoddle *et al.* (2015), who studied different flight parameters and the influence of some biotic and abiotic factors in the flight potential of this insect. On the other hand, Abbas *et al.* (2006) evaluated under field conditions the distances covered by weevil adults in *P. dactylifera* plantations using the MRR method. Finally, Oehlschlager *et al.* (1992) studied the migration of another *Rhynchophorus* species, *Rhynchophorus palmarum* (Linnaeus) (Coleoptera: Curculionidae), and estimated its populations in oil palm plantations, *Elaeis guineensis* (Jacquin) (Arecaceae). Despite the data gathered in these studies, there is still a lack of information regarding the flight behaviour and dispersal patterns of *R. ferrugineus* adults under field conditions.

The present study focuses on the flight behaviour and dispersal of *R. ferrugineus* adults, in order to analyze the influence

of biotic and abiotic factors and to improve the strategies used to control this weevil. To this end, two MRR experiments were conducted in areas with infestation of the pest. The influence of *R. ferrugineus* sex, temperature, relative humidity, and solar radiation, was analyzed in terms of take-off and flight mobility. Moreover, their dispersal distances and times were calculated.

## Materials and methods

### Experimental insects

The unmated *R. ferrugineus* adults used in the experiments were obtained from cocoons collected from infested *P. canariensis* palm trees in the town of Algemés, in Eastern Spain (latitude 39°11'N; longitude 00°26'W; altitude 17 m), between March 2009 and January 2012. Experimental insects were collected, kept, and fed, following the methodology described in Ávalos *et al.* (2014). Weevil adults used in the MRR experiments were less than 30 days old.

Because *R. ferrugineus* is considered a quarantine pest in some regions of the world, including Spain, and to avoid infestation of palm trees by oviposition of adult weevils, insects used in the MRR experiments were subjected to a process of manual sealing. The procedure consisted in sealing with cyanoacrylate glue (Super Glue-3, Henkel Ibérica, Barcelona, Spain) the aperture of the reproductive system, located in the insect's pygidium. In order to determine the lifespan of sealed insects, to ensure the sealing fixation, and to confirm the absence of oviposition, 11 couples of *R. ferrugineus* adults (males and females less than 7 days old) were manually sealed. Each pair of insects was placed in an individual box with food and was kept in a climatic chamber at 25 ± 2°C and 65 ± 5% relative humidity. Moreover, in order to determine if sealing affected the flying ability of *R. ferrugineus* adults, the number of flights, total distance flown, longest single flight, and total flight duration, of 231 (118 males and 113 females) sealed and 206 (115 males and 91 females) non-sealed adults, aged between 1 and 23 days old, were compared using the flight mill technique and the experimental procedure, as described by Ávalos *et al.* (2014).

### Marking technique

Released *R. ferrugineus* adults were marked by painting their pronotum with a white dot using correction fluid (Tipp-Ex, Société BIC, Île-de-France, France), and covering it with a thin coat of transparent cyanoacrylate glue (Super Glue-3, Henkel Ibérica, Barcelona, Spain). In order to avoid confusing released insects between successive releases with time overlap, the mark was changed for each release, using either one or two white dots. Twenty adults were marked and placed during 30 days in a box containing pieces of palm tree stems and fibres, and kept in a climatic chamber at 25 ± 2°C and 65 ± 5% relative humidity, proving that this marking technique was distinctive and durable in all the tested insects.

### MRR experiment 1

The first MRR experiment was conducted in the maritime area of the town of Castellón, in Eastern Spain (latitude 39°59'N; longitude 00°01'W; altitude 10 m), an area with a high infestation level of *R. ferrugineus*. The release point, as well as 37 white bucket traps, scattered according to the possibilities so

Table 1. Summary of the *Rhynchophorus ferrugineus* adult releases in MRR experiment 1: release dates, average ( $\pm$ SD) values of climatic conditions, number of released adults, and percentage of recaptured adults.

Release Nr. and date	Climatic conditions*		Nr. of released adults			% of recaptured adults		
	Temp. (°C)	Rel. hum. (%)	Males	Females	Total	Males	Females	Total
1-1 June 2009	22.2 $\pm$ 1.9	66.7 $\pm$ 18.7	49	26	75	8.0	17.3	25.3
2-29 July 2009	26.6 $\pm$ 1.2	73.2 $\pm$ 10.1	17	49	66	0.0	4.5	4.5
3-10 November 2009	16.9 $\pm$ 2.7	68.8 $\pm$ 15.1	101	79	180	8.3	6.1	14.4
4-4 January 2010	7.6 $\pm$ 3.1	65.9 $\pm$ 23.1	60	60	120	0.0	0.0	0.0
5-7 July 2010	25.7 $\pm$ 1.4	75.9 $\pm$ 6.6	43	43	86	2.3	2.3	4.6
6-7 September 2010	23.7 $\pm$ 2.6	60.4 $\pm$ 16.1	50	50	100	3.0	2.0	5.0
7-26 October 2010	16.6 $\pm$ 2.9	55.5 $\pm$ 17.2	59	89	148	8.1	15.5	23.6
8-30 November 2010	11.8 $\pm$ 4.5	57.6 $\pm$ 14.8	55	55	110	0.0	0.9	0.9
9-17 May 2011	19.5 $\pm$ 1.9	69.6 $\pm$ 10.2	51	60	111	5.4	13.5	18.9
10-26 July 2011	28.5 $\pm$ 2.8	77.4 $\pm$ 7.9	50	52	102	5.9	6.8	12.7
11-08 November 2011	21.6 $\pm$ 1.9	79.4 $\pm$ 7.4	59	59	118	14.4	17.8	32.2
12-10 January 2012	14.2 $\pm$ 2.5	78.5 $\pm$ 8.8	49	49	98	1.0	0.0	1.0
Total			643	671	1314	5.2	7.5	12.6

\*Climatic conditions for each release period corresponds to the mean values of the 7 days after each release.

as to fit a uniform distribution around the spot at distances between 220 and 1390 m (362 ha), were placed in the study area. Bucket traps (10 litre capacity) were baited with a *R. ferrugineus* male aggregation pheromone (Ferrolure+, composed of 4-methyl-5-nonanol and 4-methyl-5-nonanone [9:1], and containing 700 mg of 95% pure active ingredients), kairomone (composed of ethyl acetate, and containing 40 ml of 95% pure active ingredient) (Econex Ltd., Murcia, Spain), water and a piece of infested *P. canariensis* petiole (8  $\times$  5 cm<sup>2</sup>). The recommended lifespan of the pheromone and kairomone dispensers was 3 months (Econex, 2013a, b), being replaced after this time, together with the palm tree petioles. On twelve dates between 66 and 180 adults of both sexes were released in a wide range of climatic conditions, from June 2009 to January 2012 (table 1). Traps were inspected 1, 3, 7, 15, and 21 days after each release date, recording the number and sex of recaptured marked weevils. In addition, the effects of temperature (°C) and relative humidity (%) on the flight mobility of *R. ferrugineus* adults were recorded for later analysis.

Moreover, the take-off of 60 of the released weevils (30 males and 30 females) was analyzed by direct observation (table 2) during 30 min, four times a day: 7:00a.m., 10:00a.m., 1:00p.m., and 4:00p.m. (15 adults each time), in order to determine if the weevil sex, temperature, relative humidity, or solar radiation influenced their take-off. The weevil take-off was analyzed from the second release date onwards.

In order to analyze their effect on the take-off and flight mobility of the *R. ferrugineus* adults, the climatic data were recorded at the moment of the weevil release, and every 10 min during the 21 days following each release. These data were obtained from a weather station in the experimental area (latitude 39°90'N; longitude 00°01'W; altitude 16 m).

### MRR experiment 2

In order to measure the maximum flight distance travelled by *R. ferrugineus* adults in field, a second MRR experiment was carried out from June to October 2011 around the Albufera Natural Park, in Eastern Spain (latitude 39°24'N; longitude 00°31'W; altitude 7 m). This area was chosen because of its very low density of palm trees, and its topography (a large extension of completely flat rice fields with no geographical barriers), which facilitated weevil flight. The release point was

Table 2. Summary of take-off observation of the *Rhynchophorus ferrugineus* adults in MRR experiment 1: release dates and percentage of adults taking-off.

Release Nr. and date	% of adults taking-off		
	Males	Females	Total
1-1 June 2009	–	–	–
2-29 July 2009	11.7	16.7	28.3
3-10 November 2009	6.7	3.3	10.0
4-4 January 2010	0.0	0.0	0.0
5-7 July 2010	26.7	20.0	46.7
6-7 September 2010	21.7	20.0	41.7
7-26 October 2010	16.7	15.0	31.7
8-30 November 2010	3.3	0.0	3.3
9-17 May 2011	13.3	21.7	35.0
10-26 July 2011	36.7	25.0	61.7
11-8 November 2011	23.3	30.0	53.3
12-10 January 2012	13.3	6.7	20.0
Total	15.8	14.4	30.2

surrounded by a ring of eight bucket traps, placed equidistant between them (same model and bait as in MRR experiment 1). Initially traps were placed at 4 km from the release point. Between 62 and 100 marked *R. ferrugineus* adults of both sexes were released each time, depending on the availability of cocoons in field (table 3). Traps were inspected 1, 3, 7, 15, and 21 days after each release date, and if at least one weevil adult was recaptured, the distance between the traps and the release point was increased by 2 km and a new set of weevils were released. If after four releases for the same tested distance no adult was recaptured, the trap distance from the release point was reduced by 1 km. The maximum flight distance was considered as the farthest, in which a weevil adult was recaptured.

### Statistical analysis

A multifactor analysis of variance (ANOVA) was performed to determine the effect of pygidium sealing, sex, and age of weevil adults and their interactions on the parameters established to measure their flight potential in flight mill tests. Means were separated using Tukey's Honest Significant

Table 3. Summary of the *Rhynchophorus ferrugineus* adult releases in MRR experiment 2: trap distance from release point, release dates, number of released adults, number of recaptured weevils and their sex, and maximum flight distance travelled by adults in field.

Trap distance from release point	Release Nr. and date	Nr. of released adults			Recaptured adults and sex	
		Males	Females	Total		
4 km	1-31 May 2011	31	31	62	Yes	1 female
6 km	2-15 June 2011	35	35	70	No	–
	3-22 June 2011	34	34	68	No	–
	4-31 June 2011	34	34	68	Yes	1 male
	5-06 September 2011	38	38	76	No	–
8 km	6-13 September 2011	36	36	72	No	–
	7-21 September 2011	40	40	80	No	–
	8-30 September 2011	50	50	100	No	–
	9-12 October 2011	45	45	90	Yes	1 female
7 km*	9-12 October 2011	45	45	90	Yes	1 female
Total		343	343	686		

\*Maximum flight distance at which a *Rhynchophorus ferrugineus* adult was recaptured.

Difference test with a 5% significance level. Due to the periodicity of counting after each release, the flight potential parameters were analyzed grouping the ages in three ranges: from 1 to 6, from 7 to 14, and from 15 to 23 days old. Insects that did not fly were excluded from the data analysis. Given the positive asymmetry characteristic of this type of data, these were transformed by  $\ln(x)$  before the analysis. A two-sample *t*-test was used to compare the effect of sex on the longevity of the sealed adults.

A binary logistic regression model was used to determine the significance of the weevil sex, temperature, relative humidity, and solar radiation on the insect take-off during MRR experiment 1. Due to the distribution of the recaptures, the mean values of the climatic factors during the 7 days after each release were used for the subsequent analyses. In order to detect any effect of weevil sex, temperature, and relative humidity on insect recaptures in MRR experiment 1, a binary logistic regression model was carried out. To study the influence of weevil sex, temperature, and relative humidity on the dispersal distances in MRR experiment 1, a multiple regression model was used. A  $\chi^2$  test was used to compare the differences in recaptures between three tested trap distance ranges from the release point in MRR experiment 1: less than 500 m (9 traps), between 500 and 1000 m (19 traps), and between 1000 and 1390 m (9 traps) from the release point. A regression model with interval-censored data, assuming a lognormal distribution for time variable, was used to examine the influence of weevil sex, temperature, and relative humidity on the insect's recapture time in MRR experiment 1. Finally, to detect the differences in recaptures between surveyed time ranges after the release in MRR experiment 1, a  $\chi^2$  test was used. All the analyses were performed using Statgraphics Centurion XVI (Statgraphics, 2010) and Minitab 14 (Minitab, 2004).

## Results

### Features of experimental insects

The mean ( $\pm$ SE) longevity of *R. ferrugineus* sealed adults was  $16.7 \pm 1.9$  days ( $19.55 \pm 2.8$  days for males and  $13.8 \pm 2.5$  days for females), with no significant differences between sexes (*t*-test:  $t = 1.54$ ;  $df = 20$ ;  $P = 0.1381$ ). Esteban-Durán *et al.* (1998) and Shahina *et al.* (2009) reported that the mean adult longevity of *R. ferrugineus* under laboratory conditions ranged

between 43 and 80 days. In addition, the seal remained intact until the end of their lives and no eggs were laid.

With regard to the influence of sealing on the flight potential of the *R. ferrugineus* adults, 138 (82 males and 56 females) sealed and 132 (72 males and 60 females) non-sealed weevils flew in the flight mill (59.7 and 64.1% of the tested insects, respectively). The mean ( $\pm$ SE) number of flights per insect recorded in the flight mill study was  $14.3 \pm 1.9$  flights for the sealed insects, and  $14.9 \pm 2.3$  flights for non-sealed ones. Likewise, the mean ( $\pm$ SE) values of total distance flown for both kinds of insect were  $2344.6 \pm 337.5$  and  $2615.4 \pm 381.9$  m, respectively. In their longest single flight, the sealed insects covered an average ( $\pm$ SE) of  $1240.2 \pm 194.3$  m, and the non-sealed ones,  $1312.5 \pm 213.1$  m. Finally, the average ( $\pm$ SE) flight duration for sealed and non-sealed insects was  $27.6 \pm 3.9$  and  $30.7 \pm 4.5$  min, respectively. Statistical analysis showed no differences in the flight potential of sealed and non-sealed *R. ferrugineus* adults (table 4).

Additionally, the *R. ferrugineus* age range did not influence the flight potential of the sealed or non-sealed insects (table 4). On the other hand, the sex of sealed and non-sealed weevils significantly affected their flight potential, being greater in males, except for the number of flights (table 4). The interactions by pairs between the pygidium sealing method, age range, and weevil sex had no significant influence on the flight potential parameters studied (table 4).

Overall, the flight potential of experimental insects was not influenced by the pygidium sealing, being their longevity the only analyzed factor affected. Because of the weevil longevity reduction, the evaluation period in subsequent MRR experiments was restricted to 21 days after each release.

### Weevil take-off

Of 660 *R. ferrugineus* adults, the percentage of weevils that took-off was 30.2%, being 15.8 and 14.4% in males and females, respectively, and reaching a maximum value of 61.7% during one of the releases (table 2).

Concerning weevil's sex, statistical analysis showed that according to the generated binary logistic regression model with forward selection for take-off, the take-off probability was significantly higher in males compared with females (table 5). Regarding the abiotic factors analyzed, temperatures during the experiment reached minimum and maximum

Table 4. Effect of sealing, sex, age range, and their interactions by pairs on flight parameters of *Rhynchophorus ferrugineus* adults tested, by multifactor analysis of variance (ANOVA).

Flight parameter	Sealing (A)			Sex (B)			Age range (C)		
	F	df	P	F	df	P	F	df	P
Number of flights	1.65	1, 260	0.2004	0.88	1, 260	0.3489	0.08	2, 260	0.9191
Total distance flown (m)	1.02	1, 260	0.3131	6.58	1, 260	0.0109 <sup>1</sup>	0.37	2, 260	0.6903
Longest single flight (m)	0.45	1, 260	0.5006	7.96	1, 260	0.0051 <sup>1</sup>	0.41	2, 260	0.6644
Flight duration (min.)	0.17	1, 260	0.6788	5.48	1, 260	0.0200 <sup>1</sup>	0.43	2, 260	0.6528
Flight parameter	Interaction A–B			Interaction A–C			Interaction B–C		
	F	df	P	F	df	P	F	df	P
Number of flights	0.58	1, 260	0.4462	0.73	1, 260	0.4844	0.15	2, 260	0.8590
Total distance flown (m)	2.07	1, 260	0.1515	0.09	1, 260	0.9191	0.00	2, 260	0.9998
Longest single flight (m)	1.03	1, 260	0.3104	0.05	1, 260	0.9482	0.06	2, 260	0.9435
Flight duration (min.)	0.62	1, 260	0.4333	0.04	1, 260	0.9584	0.02	2, 260	0.9802

<sup>1</sup>This value shows statistical significant differences (multifactor ANOVA).

Table 5. Summary of the stepwise binary logistic regression model (forward selection) for the take-off of *Rhynchophorus ferrugineus* adults in MRR experiment 1.

Parameter	Estimated	Standard error	P-value
Constant	-12.422	1.759	–
Temperature	0.895	0.161	0.0000
Temperature <sup>2</sup>	-0.018	0.004	0.0000
Solar radiation	0.010	0.001	0.0000
Solar radiation <sup>2</sup>	-0.000	0.000	0.0000
Sex = Female	-0.384	0.199	0.0540

Hosmer–Lemeshow Goodness-of-fit test:  $\chi^2 = 5.009$ ,  $df = 3$ ,  $P = 0.1711$ .

values of 8.8 and 32.3°C, respectively. Solar radiation varied between 0 and 883.5 W m<sup>-2</sup>, and relative humidity between 21 and 95%. Temperature and solar radiation, highly correlated, had a significant influence on take-off (table 5). With solar radiation at 400 W m<sup>-2</sup>, and a temperature of 10°C, the probability of take-off for males was 0.2189 (fig. 1). With the same solar radiation, but at 17°C, an intermediate temperature, this probability increased to 0.8308. Under the aforementioned solar radiation, and with a higher temperature (25°C), this probability rose to 0.9372, the maximum according to the model prediction. Therefore, a rise in temperature and solar radiation significantly increased the probability of take-off in the *R. ferrugineus* adults. This increase was less pronounced for high values of these climatic parameters, even a reduction could be seen in its take-off. On the other hand, relative humidity did not influence the weevil take-off.

#### Weevil flight mobility

A total of 1314 insects were released, and the mean percentage of recaptured weevils was 12.6%, reaching a maximum value of 32.2% during the 11th release (table 1). Concerning the total number of recaptured adults per sex, 5.2 and 7.5% of the males and females were recaptured respectively, with a ratio ( $\pm$ SE) of 1.4  $\pm$  0.2 recaptured females per male.

The analysis of dispersal distances of *R. ferrugineus* adults indicated that the highest percentage of recaptured insects (77.1%) was recovered from traps placed under 500 m from the release point (fig. 2), and significant differences were

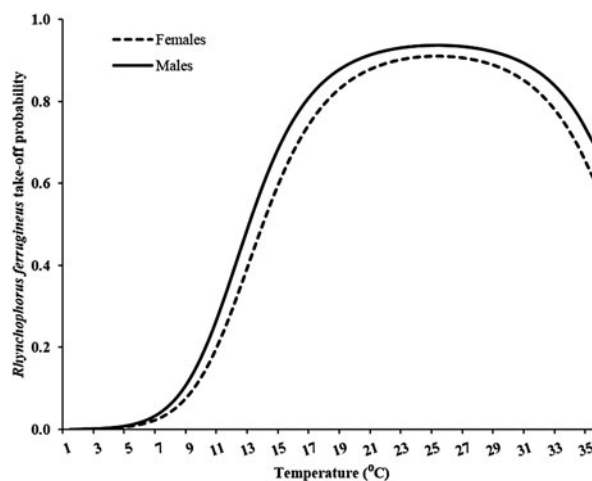


Fig. 1. *Rhynchophorus ferrugineus* take-off probability for males and females at different temperatures (°C) (solar radiation = 400 W m<sup>-2</sup>) in MRR experiment 1, according to the generated binary logistic regression model (forward selection).

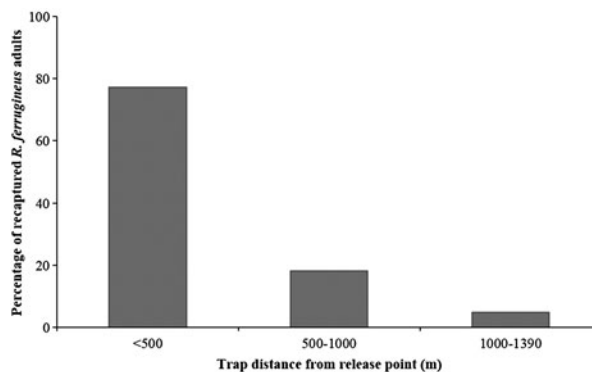


Fig. 2. Percentage of marked *Rhynchophorus ferrugineus* adults, recaptured in three established distance intervals in MRR experiment 1.

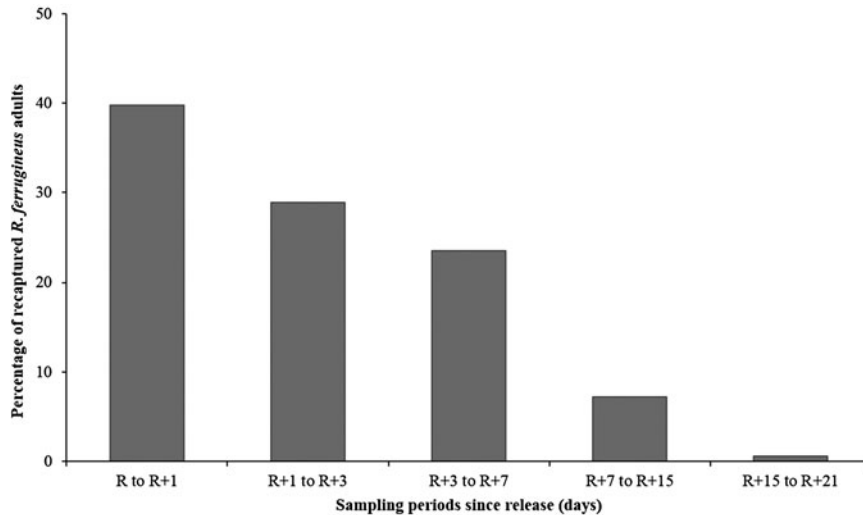


Fig. 3. Percentage of marked *Rhynchophorus ferrugineus* adults, recaptured in each sampling period after the release date (R) in MRR experiment 1.

observed for the three range distances established (less than 500 m, between 500 and 1000 m, and between 1000 and 1390 m from the release point) ( $\chi^2$  test:  $\chi^2 = 147.52$ ;  $df = 2$ ;  $P = 0.0000$ ). On the other hand, in MRR experiment 2, 7 km was the maximum flight distance at which a marked *R. ferrugineus* adult was trapped, and although weevils were recaptured at closer distances (4 and 6 km), none were recaptured when traps were placed at 8 km from the release point (table 3).

For the distances analyzed in MRR experiment 1, more than 90% of the recaptured *R. ferrugineus* adults were recovered during the first 7 days after their release (fig. 3), showing significant differences among surveyed times ( $\chi^2$  test:  $\chi^2 = 84.78$ ;  $df = 4$ ,  $P = 0.0000$ ). Likewise, it is important to note that in MRR experiment 2, the marked adult trapped at 7 km from the release point was recaptured in less than 5 h after its release.

The influence of weevil sex on the dispersal distances and times was analyzed and no significant effect was found (tables 6 and 7). Regarding the influence of climatic factors, the dispersal distances were significantly increased by rising temperatures (table 6). On the other hand, the dispersal time of the weevils was significantly influenced only by relative humidity, thus being reduced when humidity was higher (table 7). In accordance with the model generated, for relative humidity values between 80 and 100%, the probability of increasing the dispersal time was reduced between 40 and 60%, respectively.

According to the generated binary logistic regression model with forward selection for recaptures, the weevil sex had a significant influence on the probability of recapture, being the recaptures female-biased (table 8). Regarding abiotic factors, and according to the predictions of the model generated (fig. 4), the probability of being recaptured increased significantly with a rise in temperature, reaching a maximum at 21°C (30%). This probability increase was less pronounced with high temperature values, and diminished with low temperatures, being above 10% for females, for temperatures between 15 and 27°C. On the other hand, relative humidity did not significantly influence the weevil recaptures.

Table 6. Summary of the stepwise multiple regression model (forward selection) for dispersal distances of *Rhynchophorus ferrugineus* adults in MRR experiment 1.

Parameter	Estimated	Standard error	P-value
Constant	121.347	108.246	0.2639
Temperature	14.937	5.244	0.0050

Coefficient of determination  $R^2 = 4.7\%$ .

Table 7. Summary of the regression model with interval-censored data for dispersal times of *Rhynchophorus ferrugineus* adults in MRR experiment 1.

Parameter	Estimated	Standard error	P-value
Constant	3.906	0.788	0.0000
Temperature	-0.035	0.035	0.3120
Relative humidity	-0.042	0.016	0.0070
Sex = Male	0.187	0.189	0.3230
Scale	1.094	0.086	-

## Discussion

### Influence of sex

The *R. ferrugineus* sex had different effects depending on the analyzed flight phase. The take-off probability of the *R. ferrugineus* adults was greater in males, in accordance with the analysis of their flight potential under laboratory conditions; however, in terms of flight mobility, more females were recaptured. As observed in the present study, Abraham *et al.* (1999); Faleiro & Rangnekar (2000), and Al-Saoud (2011), among others, found that sex ratio captures in pheromone traps range from 1.94 to 2.7 females per male. Moreover, tests performed under controlled conditions using olfactometers also showed that females were more attracted to pheromones than males (Giblin-Davis *et al.*, 2013). This could be due to

Table 8. Summary of the stepwise binary logistic regression model (forward selection) for the recapture of *Rhynchophorus ferrugineus* adults in MRR experiment 1.

Parameter	Estimated	Standard error	P-value
Constant	-13.985	2.046	-
Temperature	1.214	0.203	0.0000
Temperature <sup>2</sup>	-0.029	0.005	0.0000
Sex = Female	0.396	0.172	0.0208

Hosmer–Lemeshow Goodness-of-fit test:  $\chi^2 = 4.126$ ,  $df = 3$ ,  $P = 0.2481$ .

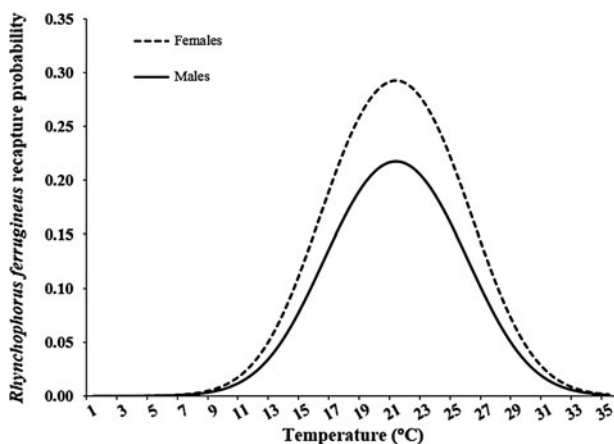


Fig. 4. *Rhynchophorus ferrugineus* recapture probability for males and females at different temperatures (°C) in MRR experiment 1, according to the generated binary logistic regression model (forward selection).

their requirement for mating places, new food sources and oviposition sites (Soroker *et al.*, 2005). On the other hand, Ávalos & Soto (2015) observed that when traps were not baited with olfactory lures, the sex ratio of captures was not always female-biased. Therefore, the differences observed between sexes in the two analyzed flight phases could be an indication of the different dispersal behaviour depending on the weevil sex. A possible hypothesis is that *R. ferrugineus* males, which have a higher flight potential and take-off rate, are responsible for the first step to colonize a new host. When a *R. ferrugineus* male arrives to a new palm tree, it releases the aggregation pheromone that attracts both weevil sexes, but mainly females, increasing the likelihood of a successful colonization.

#### Weevil take-off

Generally, insect dispersal begins with take-off and requires some external stimuli and specific climatic conditions to induce flight (Johnson, 1969). In the present study the take-off of *R. ferrugineus* adults increased significantly as the ambient temperature increased, being optimal with temperatures between 17 and 25°C. In other *Rhynchophorus* species, such as *Rhynchophorus cruentatus* (Fab.), temperatures above 15°C also increase take-off probability (Weissling *et al.*, 1994). Moreover, solar radiation, highly correlated with temperature, significantly influenced take-off of the *R. ferrugineus* adults, which increased with higher rates of solar radiation. With regard to this aspect, Johnson (1969) pointed out that some

coleopteran species have an asynchronous fibrillar type of flight muscles, preparing for flight by heating their thorax before unfolding their wings. Therefore, and despite *R. ferrugineus* being a tropical insect, intense solar radiation seems to be decisive in their take-off.

#### Weevil flight mobility

As occurred in the MRR studies performed by Abbas *et al.* (2006) and Oehlschlager *et al.* (1992), with *R. ferrugineus* and *R. palmarum*, respectively, in the present study very few recaptures of *R. ferrugineus* adults were obtained (12.6%). Kalshoven (1981) and Abbas *et al.* (2006) pointed out that high infestation levels cause higher pheromone and kairomone emission rates, attracting more weevils than compounds used to bait traps, thus explaining the low percentage of recaptures observed. In other MRR experiments with insect borer species such as *Anoplophora glabripennis* Motschulsky and *Monochamus galloprovincialis* Oliv. (Coleoptera: Cerambycidae), low rates of recapture (1.13 and 6.76%, respectively) were also reported (Smith *et al.*, 2001; Hernández *et al.*, 2011).

The dispersal distances of *R. ferrugineus* adults tend to be short, since most weevils were recaptured at less than 500 m from the release point. Besides, as shown in MRR experiment 2, despite this tendency to fly short distances, *R. ferrugineus* was able to travel up to 7 km from the release point. In previous studies under laboratory conditions, without friction that hinders insect flight, the tendency of weevils to fly short distances and their ability to cover up to 20 km was observed (Ávalos *et al.*, 2014). However, as the findings from the present study suggest, the percentage of weevils that can travel these long distances seems to be very low. Only Abbas *et al.* (2006) managed to capture *R. ferrugineus* adults, which migrated up to 7 km. Likewise, the study by Oehlschlager *et al.* (1992) provided information about the distances travelled by *R. palmarum*, concluding that most adults, as well as *R. ferrugineus* ones, were recaptured in traps placed at 500 m from the release point.

Regarding dispersal times for the distances analyzed in MRR experiment 1, the *R. ferrugineus* adults were quickly dispersed after their release, decreasing their recaptures to very low values from the seventh day onwards. Moreover, the results obtained in this study indicate that the flight potential of *R. ferrugineus* was not influenced by age. Therefore, this quick dispersal may be a consequence of the dispersal behaviour of the insect, which seeks and finds new hosts immediately after leaving a palm tree. Other MRR studies conducted by Abbas *et al.* (2006) and Oehlschlager *et al.* (1992) indicated that most of the released weevil adults are recaptured between the second and fifth day after their release.

Climatic factors are directly associated with *R. ferrugineus* mobility, mating season, and efficacy in searching for food sources; therefore, they play an important role in determining its activity (Faleiro, 2006; Haris *et al.*, 2014). In the present study, temperature significantly influenced the dispersal distance of *R. ferrugineus* adults, as occurred with take-off and recaptures, increasing when temperatures rose. Similarly, Ávalos *et al.* (2011) reported that in the Valencia region, *R. ferrugineus* adults' activity is higher during autumn, with temperatures around 20°C, and decreases during winter months with colder temperatures. Moreover, Faleiro (2006) pointed out that in general, moderated temperature values increase the flight of tropical weevils. On the other hand, temperatures

around 15°C may be considered a threshold, below which *R. ferrugineus* adults' flight is limited. With regard to this aspect, El-Garhy (1996) analyzed the number of *R. ferrugineus* adults captured in pheromone traps on a monthly basis, reporting that insect captures were very low during months with an average daily temperature below 14°C.

Further, high levels of atmospheric humidity significantly reduced the dispersal time of the *R. ferrugineus* adults, requiring less time to cover the same distance when this parameter increased. Aldryhim & Al-Bukiri (2003) suggested that irrigation management and soil moisture are key factors in the dispersion of this weevil. Therefore, dry conditions do not favour the dispersal of *R. ferrugineus* adults. Weissling & Giblin-Davis (1993) indicated that other weevil species, such as *R. cruentatus*, have high cuticular permeability and are susceptible to significant water loss in dry environments. Besides, in laboratory tests the insect chooses high over low relative humidity. In this sense, and as occurs with temperatures, Faleiro (2006) indicated in his work that high values of relative humidity enhance the flight of tropical weevils.

In conclusion, the results obtained in the present study show that *R. ferrugineus* adults tend to fly short distances, are able to fly up to several kilometres, and disperse rapidly. Moreover, the *R. ferrugineus* flight behaviours and dispersal are influenced by biotic and abiotic factors, and differences were found between the flight mobility of males and females. The analysis of the flight behaviour and dispersal will permit a more effective implementation of trapping grids, both to monitor and reduce populations of the weevil. Further, the detection of newly infested areas, and the demarcation of regions around *R. ferrugineus* outbreaks could be established and adjusted, permitting better intensive surveillance, and therefore applications of adequate phytosanitary treatment strategies. Finally, this information allows us to identify the possible causes for their rapid spread over the last two decades, highlighting the high dispersal potential of *R. ferrugineus* adults through flight, together with their effortless adaptability to new hosts and different climatic conditions compared with their areas of origin, the high abundance of their main hosts, and the continuous movement of plant material.

### Acknowledgements

The authors wish to thank José Juan López Calatayud (TRAGSA Valencia) for his help in locating suitable areas to conduct the mark-release-recapture experiments. For reviewing previous versions of this manuscript, we wish to thank María Camañes. Debra Westall proofread the manuscript and was funded by the Universitat Politècnica de València, Spain. This research was partially funded by the *Instituto Nacional de Investigación y Tecnología Agraria y Alimentaria* (INIA) (Project TRT2006-00016-C07-03) and by the Foundation of the Comunidad Valenciana for Agroalimentary Research, Agroalimed, within the project: *Study of the flight behaviour and chromatic attraction in Rhynchophorus ferrugineus adults (Coleoptera: Curculionidae)*.

### References

- Abbas, M.S.T., Saleh, M.M.E. & Akil, A.M. (2001) Laboratory and field evaluation of the pathogenicity of entomopathogenic nematodes to the red palm weevil, *Rhynchophorus ferrugineus* (Oliv.) (Col.: Curculionidae). *Journal of Pest Science* **74**, 167–168.
- Abbas, M.S.T., Hanounik, S.B., Shahdad, A.S. & Al-Bagham, S.A. (2006) Aggregation pheromone traps, a major component of IPM strategy for the red palm weevil, *Rhynchophorus ferrugineus* in date palms (Coleoptera: Curculionidae). *Journal of Pest Science* **79**, 69–73.
- Abraham, V.A., Al-Shuaibi, M., Faleiro, J.R., Abozuhairah, R.A. & Vidyasagar, P.S.P.V. (1998) An integrated management approach for red palm weevil *Rhynchophorus ferrugineus* Oliv. – A key pest to date palm in the Middle East. *Sultan Qaboos University Journal for Scientific Research Agricultural Science* **3**, 77–83.
- Abraham, V.A., Faleiro, J.R., Kumar, T.P. & Al-Shuaibi, M.A. (1999) Sex ratio of red palm weevil *Rhynchophorus ferrugineus* Oliv., captured from date plantations of Saudi Arabia using pheromone (ferrolure) traps. *Indian Journal of Agricultural Sciences* **61**, 201–204.
- Aldryhim, Y. & Al-Bukiri, S. (2003) Effect of irrigation on within-grove distribution of red palm weevil *Rhynchophorus ferrugineus*. *Agricultural and Marine Sciences* **8**, 47–49.
- Al-Saoud, A. (2011) Comparative effectiveness of four food baits in aggregation pheromone traps on red palm weevil *Rhynchophorus ferrugineus* Olivier. *Arab Journal of Plant Protection* **29**, 83–89.
- Assgaf, S.M. (2013) First record of the red palm weevil [*Rhynchophorus ferrugineus* Oliv. (Coleoptera: Curculionidae)] in Yemen. *Arab and Near East Plant Protection Newsletter* **60**, 6–7.
- Ávalos, J.A. & Soto, A. (2015) Study of chromatic attraction of the red palm weevil, *Rhynchophorus ferrugineus* using bucket traps. *Bulletin of Insectology* **68**, 1–8.
- Ávalos, J.A., Borrás, M. & Soto, A. (2011) Aportaciones sobre el comportamiento de adultos de *Rhynchophorus ferrugineus* (Olivier) (Coleoptera: Dryophthoridae) mediante el análisis de sus capturas en trampas. *PHYTOMA España* **226**, 20–22.
- Ávalos, J.A., Martí-Campoy, A. & Soto, A. (2014) Study of the flying ability of *Rhynchophorus ferrugineus* (Coleoptera: Dryophthoridae) adults using a computer-monitored flight mill. *Bulletin of Entomological Research* **104**, 462–470.
- Chapman, J.W., Drake, V.A. & Reynolds, D.R. (2011) Recent insights from radar studies of insect flight. *Annual Review of Entomology* **56**, 337–356.
- Cooter, R.J. (1993) The flight potential of insect pests and its estimation in the laboratory: Techniques, limitations and insights. Thorpe Bay, United Kingdom, Central Association of Bee-keepers, 24 pp.
- Coviella, C.E., Garcia, J.F., Jeske, D.R., Redak, R.A. & Luck, R.F. (2006) Feasibility of tracking within-field movements of *Homalodisca coagulata* (Hemiptera: Cicadellidae) and estimating its densities using fluorescent dusts in mark-release-recapture experiments. *Journal of Economic Entomology* **99**, 1051–1057.
- Econex (2013a) Rhynchonex® feromona. Sanidad Agrícola Econex. Available online at <http://www.e-econex.com/atrayentes-para-insectos-ficha.php?id=6&n=ECONEXFERROLURE+> (accessed 2 June 2014).
- Econex (2013b) Rhynchonex® kairomona. Sanidad Agrícola Econex. Available online at <http://www.e-econex.com/atrayentes-para-insectos-ficha.php?id=7&n=ECONEXWEEVILMAGNET> (accessed 2 June 2014).
- El-Garhy, M.E. (1996) Field evaluation of the aggregation pheromone of *Rhynchophorus ferrugineus* in Egypt. In Brighton Crop Protection Conference: Pests & Diseases, 18–21 November 1996 Brighton, United Kingdom.
- EPPO/OEPP (2008) *Rhynchophorus ferrugineus*. *Data sheets of Quarantine Pests* **38**, 55–59.

- EPPO/OEPP (2009) First record of *Rhynchophorus ferrugineus* in: Morocco and Curaçao, Netherland Antilles. *EPPO Reporting Service, Pest & Diseases* 2009 **1**, 1–16.
- Esteban-Durán, J., Yela, J.L., Beitia-Crespo, F. & Jiménez-Álvarez, A. (1998) Biología del Curculiónido ferruginoso de las palmeras *Rhynchophorus ferrugineus* (Olivier) en laboratorio y campo. Ciclo en cautividad, peculiaridades biológicas en su zona de introducción en España y métodos biológicos de detección y posible control (Coleoptera: Curculionidae: Rhynchophorinae). *Boletín Sanidad Vegetal Plagas* **24**, 737–748.
- Faleiro, J.R. (2006) A review of the issues and management of the red palm weevil *Rhynchophorus ferrugineus* (Coleoptera: Rhynchophoridae) in coconut and date palm during the last one hundred years. *International Journal of Tropical Insect Science* **26**, 135–154.
- Faleiro, J.R. & Rangnekar, P.A. (2000) Sex ratio of pheromone trap captured red palm weevils *Rhynchophorus ferrugineus* Oliv. in coconut gardens of Goa. In International Conference of plantation Crops: Coconut development Board, 12–15 December 2000 Hyderabad, India.
- Gavriel, S., Gazit, Y., Leach, A., Mumford, J. & Yuval, B. (2012) Spatial patterns of sterile Mediterranean fruit fly dispersal. *Entomologia Experimentalis et Applicata* **142**, 17–26.
- Giblin-Davis, R.M., Faleiro, J.R., Jacas, J.A., Peña, J. & Vidyasagar, P.S.P.V. (2013) Biology and management of the Red Palm Weevil, *Rhynchophorus ferrugineus*. pp. 1–34 in Peña, J. (Ed) *Potential Invasive Pests of Agricultural Crops*. Wallingford, UK, First, CAB International.
- Goldsworthy, G.J. & Wheeler, C.H. (1989) Preface. pp. 3–4 in Goldsworthy, G. & Wheeler, C. (Eds) *Insect Flight*. Florida, CRC Press.
- Hallett, R.H., Oehlschlager, A.C. & Borden, J.H. (1999) Pheromone trapping protocols for the Asian palm weevil, *Rhynchophorus ferrugineus* (Coleoptera: Curculionidae). *International Journal of Pest Management* **45**, 231–237.
- Haris, M., Nang, M., Chuah, T. & Wahizatul, A. (2014) The efficacy of synthetic food baits in capturing red palm weevil, *Rhynchophorus ferrugineus* (Coleoptera: Curculionidae) in campus area of University Malaysia Terengganu. *Serangga* **19**, 63–81.
- Hernández, R., Ortiz, A. & Pérez, V. (2011) *Monochamus galloprovincialis* (Olivier, 1795) (Coleoptera: Cerambycidae), comportamiento y distancias de vuelo. *Boletín Sanidad Vegetal Plagas* **37**, 79–96.
- Hoddle, M.S., Hoddle, C.D., Faleiro, J.R., El-Shafie, H.A.F., Jeske, D.R. & Salla, A.A. (2015) How far can the Red palm weevil (Coleoptera: Curculionidae) fly? Computerized flight mill studies with field-captured weevils. *Journal of Economic Entomology* **1**, 2599–2609.
- Johnson, C.G. (1969) *Migration and Dispersal of Insects by Flight*. London, United Kingdom, Methuen & CO Ltd, 763 pp.
- Kalshoven, L.G.E. (1981) *Pest of crops in Indonesia*. Ichtar Baru, Indonesia, Elsevier, 701 pp.
- Karpun, N., Zhuraleva, E. & Ignatova, Y. (2014) First report about invasion of *Rhynchophorus ferrugineus* Oliv. on Russian Black Sea coast. In 10th International Science Practical Conference Sheffield, December 2014 Sheffield, United Kingdom.
- Kissling, W.D., Pattemore, D. & Hagen, M. (2013) Challenges and prospects in the telemetry of insects. *Biological Reviews of the Cambridge Philosophical Society* **513**, 511–530.
- La Mantia, G., Lo Verde, G. & Ferry, M. (2008) Le palme colpita da punteruolo risanate con la dendrochirurgia. *Supplemento a l'Informatore Agrario* **35**, 43–45.
- Margaritopoulos, J.T., Voudouris, C.Ch., Olivares, J., Sauphanor, B., Mamuris, Z., Tsitsipis, A. & Franck, P. (2012) Dispersal ability in codling moth: mark-release-recapture experiments and kinship analysis. *Agricultural and Forest Entomology* **14**, 399–407.
- Minitab (2004) *Minitab 14 Statistical Software*. Version 14. State College, USA, Minitab Inc.
- Murphy, S.T. & Briscoe, B.R. (1999) The red palm weevil as an alien invasive: biology and the prospects for biological control as a component of IPM. *BioControl* **20**, 35–45.
- Oehlschlager, A.C., Chinchilla, C.M. & González, L.M. (1992) Management of the American palm weevil (*Rhynchophorus palmarum*) and the red ring disease in oil palm by pheromone-based trapping. *ASD Oil Palm Papers* **5**, 24–31.
- Rugman-Jones, P.F., Hoddle, C.D., Hoddle, M.S. & Stouthamer, R. (2013) The lesser of two weevils: molecular-genetics of pest palm weevil populations confirm *Rhynchophorus vulneratus* (Panzer 1798) as a valid species distinct from *R. ferrugineus* (Olivier 1790), and reveal the global extent of both. *PLoS ONE* **8**, 1–15.
- Shahina, F., Salma, J., Mehreen, G., Bhatti, M. & Tabassum, K. (2009) Rearing of *Rhynchophorus ferrugineus* in laboratory and field conditions for carrying out various efficacy studies using EPNs. *Pakistan Journal of Nematology* **27**, 219–228.
- Smith, M., Bancroft, J., Li, G., Gao, R. & Teale, S. (2001) Dispersal of *Anoplophora glabripennis* (Cerambycidae). *Environmental Entomology* **30**, 1036–1040.
- Soroker, V., Blumberg, D., Haberman, A., Hamburger-Rishard, M., Reneh, S., Talebaev, S., Anshelevich, L. & Harari, A. (2005) Current status of Red palm weevil infestation in Date palm plantations in Israel. *Phytoparasitica* **33**, 97–106.
- Statgraphics (2010) *Statgraphics Centurion XVI*. Version 16.1.11., Warrenton, USA, StatPoint Technologies Inc.
- Szendrei, Z., Kramer, M. & Weber, D.C. (2009) Habitat manipulation in potato affects Colorado potato beetle dispersal. *Journal of Applied Entomology* **133**, 711–719.
- Viado, G.B. & Bigornia, A.E. (1949) A biological study of the Asiatic palm weevil, *Rhynchophorus ferrugineus* (Olivier) (Curculionidae, Coleoptera). *The Philippine Agriculturist* **33**, 1–27.
- Weissling, T. & Giblin-Davis, R. (1993) Water loss dynamics and humidity preference of *Rhynchophorus cruentatus* (Coleoptera: Curculionidae) adults. *Environmental Entomology* **22**, 93–98.
- Weissling, T.J., Giblin-Davis, R.M., Center, B.J. & Hiyakawa, T. (1994) Flight behavior and seasonal trapping of *Rhynchophorus cruentatus* (Coleoptera: Curculionidae). *Annals of the Entomological Society of America* **87**, 641–647.