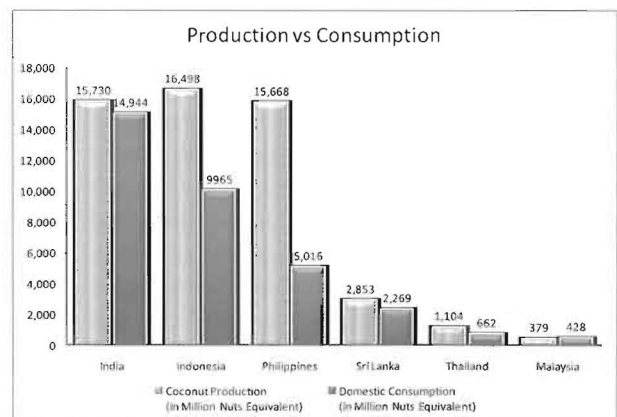
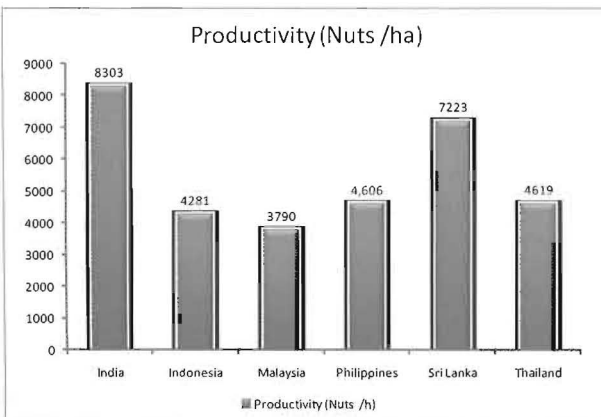
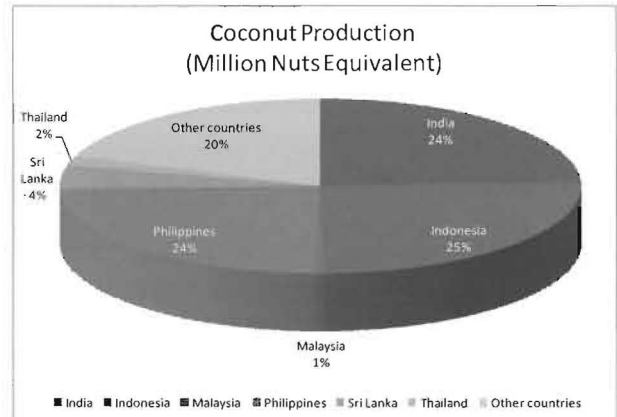
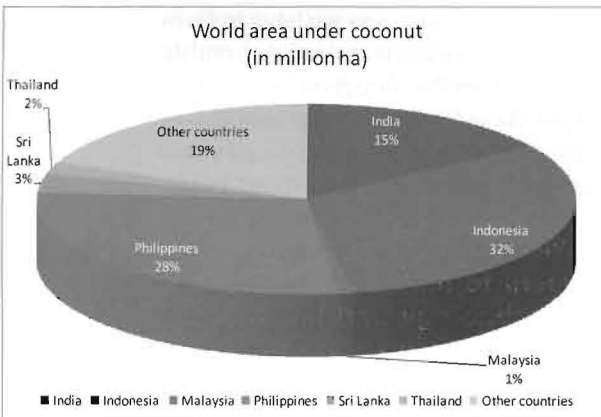


World Coconut Scenario

India ranks first in the productivity of coconut in the world with an annual productivity of 8303 nuts per ha. while in production India ranks second and in area, the country is in the third position (2009). Indonesia ranks first in area under coconut as well as in global coconut production. Malaysia imports coconut products equivalent to 1400 million nuts and exports coconut products equivalent to 1200 million nuts.

	India	Indonesia	Malaysia	Philippines	Sri Lanka	Thailand
Area Under Coconut (million ha)	1.894	3.854	0.100	3.402	0.395	0.239
Total Coconut Production (In Million Nuts Equivalent)	15,730	16,498	379	15,668	2,853	1,104
Productivity (Nuts /ha)	8,303	4,281	3,790	4,606	7,223	4,619
Estimated Domestic Consumption (In Million Nuts equivalent)	14,944	9,965	428	5,016	2,269	662
Domestic consumption to total production (%)	95	60.40	112.93	32.01	79.53	60
Total Export Value (million US\$)	178	579	152	884	253	52
Percentage Contribution to National Export Earnings (%)	0.10	0.50	0.09	2.30	3.60	0.03



Source: APCC Year Book 2009