

Development of Synthetic Variety of Coconut: PCA Syn Var 001

I. Status and Prospects

Ramon L. Rivera, MSc¹, Gerardo A. Santos², Susan M. Rivera, PhD³,
Ernesto. E. Emmanuel, MSc⁴ and Gerardo. B. Baylon⁵

Abstract

Increased genotypic heterozygosity through phenotypic disassortative mating improves vigor and yield performance of progenies, while inbreeding causes depression, thus the use of F₂ seeds from F₁ variety hybrids could lead to disastrous results. Knowing the partiality of coconut farmers in using seeds from any high yielding variety for successive cropping, the development of an open-pollinated variety or OPV with a high degree of balanced heterozygosity is highly desired.

Started way back in 1979, the PCA pioneered the development of a synthetic coconut variety, i.e., PCA SYN VAR 001. With some modifications of the classical breeding method, a scheme was formulated to produce the base population of a synthetic coconut variety using single crosses from six tall coconut cultivars, four local and two foreign tall varieties, which were found to possess good general combining ability (GCA). Field planting of the F₁ base populations was done in September 1992. Since then, observations on growth and development, flowering and early yield of the genetic materials, as well as the distributions of "bulked" seeds from the plantation are ongoing. The use of modern molecular marker tools, i.e. microsatellite or Simple Sequence Repeat (SSR) marker technology in the development of the synthetic variety of coconut, including the status of the research undertakings and prospects of the new breeding populations are described in this paper.

Keywords: Coconut, synthetic variety, composite variety, open-pollinated variety.

¹ Division Chief III, Breeding and Genetics Division, PCA-ZRC

² Department Manager III (retired), PCA-ZRC

³ Sr. Science Research Specialist, Breeding and Genetics Division, PCA-ZRC

⁴ Science Research Specialist II, Breeding and Genetics Division, PCA-ZRC

⁵ Officer-In-Charge, PCA-ZRC

Philippine Coconut Authority-Zamboanga Research Center (PCA-ZRC), San Ramon 7000, Zamboanga City
Telefax Number: +63 62 9820302

Emails: pca-zrc@pltdsl.net, rlrivera_pca@yahoo.com.ph, smrivera@yahoo.com, emmanuelbgd@yahoo.com

Introduction

Compared to the late maturing and lower-yielding commercial tall varieties, dwarf x tall coconut variety hybrids (d x t) have gained popularity as planting or replanting materials on account of earlier maturity, high and stable yield, uniformity and ability to recover quickly from environmental stresses. However, due to the influence of the dwarf parent, F₁ hybrids from d x t crosses have a life span that could be shorter than the traditional tall varieties. In addition, in view of the high costs involved in maintaining isolated seed gardens, only a few large-scale plantation owners can afford to replant with coconut hybrids on their own. It has been long recognized that for the Philippine coconut industry to prosper, government assistance must be focused to the majority of smallholders, which make up the backbone of the coconut industry. Thus, development programs to revitalize the coconut industry like the just concluded Small Coconut Farms Development Project (SCFDP) of the Philippine Coconut Authority (PCA) are based on the use of hybrids as the medium term goal.

The current estimated cost of coconut hybrid seed is about PhP 33.00 per piece (40 PhP=1 USD), PhP 25.00 of the cost of nut and PhP 8.00 for freight). Most of the cost of the seednut goes to labor (~65%) and the rest to the various supplies needed in hybrid production. In contrast, the farm gate price of an open-pollinated variety (OPV) seednut is only around PhP 8.00. As the initial cost of seednut distribution would involve the shipment of the foundation seeds, the cost of seednut transport would likewise be very minimal for OPV seednut production.

Similar to other commodity crops where a change in variety results in dramatic increase in yield, which subsequently spurs a wider adoption of the variety by more farmers, PCA's long term varietal improvement program includes the development of early maturing and

high yielding OPVs that would support a sustainable replanting program – because more seeds would be readily available at a cheaper cost. Moreover, it would suit the generally accepted bias of farmers for a variety with bigger and heavier nuts; consistent with the traditionally accepted prejudice of coconut farmers of using seeds from high yielding palms for the second cropping.

This long-term project was started 25 years ago at the PCA Zamboanga Research Center at San Ramon, Zamboanga City. Since then, observations on growth and development, flowering and early yield, floral biology and pollen dispersal were made. Also, the application of molecular marker technology for coconut research provides a robust and precise tool in assessing the genetic structure of the synthetic variety base populations and in evaluating the breeding value of the succeeding generations. This report describes some of these.

Rationale

The continuing search for improved coconut planting materials is being done through mass selection and hybridization methods. However, other methods of producing these improved materials are available and should be explored. The possibility of developing an open pollinated variety through the synthetic variety approach is a very promising alternative since this could provide farmers the opportunity to produce their own seeds.

A synthetic variety of coconut has many advantages. First, mass propagation of seeds in synthetic varieties is based on open pollination. Second, synthetic varieties are more flexible in terms of environmental adaptation and variable market requirements due to their wider magnitude of genetic structure compared to hybrids and double crosses. Third, in terms of genetic

conservation, synthetic varieties can "freeze" certain characters, which may be lost due to small population size in restructuring of gene pools.

Considered as a first of its kind in the country and recently recognized as the first in the world, the project maybe regarded as the Philippine Coconut Authority's ultimate strategy in the mass propagation of improved planting materials for the national coconut planting and replanting program.

State of the Art

Coconut Breeding Objectives

Since the beginning, coconut breeders around the world relied solely on the classical approach in varietal improvement but nonetheless obtained important, albeit limited results. The PCA's breeding objectives for high yield of copra and oil combined with early flowering, tolerance to most diseases; water stress and wide adaptability remained basically the same from 1972 up to now (Santos, 2004).

To improve copra and oil yield genetically, most coconut breeders followed four basic methods, namely mass selection, progeny testing, recurrent selection, and hybridization. Depending on the available genetic resources and the "breeder's nose", the combination of mass and recurrent selection followed by hybridization produced immediate practical results. This led to the creation of high yielding hybrids now used in many countries (Rattanapruk et al., 1984; Novarianto, 1987; Rompas, 1988; Meunier, 1992; de Nuce de Lamothe and Benard, 1995; Luntungan, 1997; and Santos et al 1979).

In 1976, Baliñgasa and Carpio discovered the genetic potential of several local populations. This paved the way for the recommendation of the four tall and two dwarf coconut populations as promising planting materials. They identified

tall (Tagnanan, Laguna, Baybay, Bago Oshiro) and dwarf (Tacunan and Catigan) populations as promising varieties that can be used by farmers for planting and/or replanting. Gemperle and Fremond (1978) reported the promising potential of the Tagnanan tall and from then on, significant attention was focused in this important local tall from the Philippines in many coconut-breeding programs in the world. Among the most famous of the hybrids thus created from the Tagnanan tall are the PCA 15-2 (MRD x TAGT), PCA 15-4 (CATD x TAGT) and PCA 15-9 (TACD x TAGT) of PCA and the MATAG hybrid in Malaysia.

It is obvious that, as defined by Fremond and co workers (1966) and Bourdeix (1988), mass selection for traits having high heritability such as number of nuts, copra weight per nut and total copra per palm increased the average yield of the selected populations in the succeeding generations. Selection of palms having nuts with good fruit composition has also improved the fruit characters of the succeeding generations (Santos and Sangare, 1992). This is considered necessary since majority of the small farmers who produce the bulk of the coconut products that are traded in the world market, prefer varieties bearing medium to large nuts and do not require much fertilizers (Novarianto and Santos, 1996).

Coconut Synthetic Variety

The theoretical basis of the Syn Var experiment that was pioneered by PCA breeders in 1979 relied on the assessment of genotypic value of parental materials through the measurement of morphometric traits of different phenotypes. It worked relatively well in past experiments leading to the coconut hybrids of today. However, the technique is tedious and also error-prone. Its importance has somehow become outdated and can be tremendously improved if done together with current modern techniques of evaluation.

Like most cross-pollinated crops, increased genotypic heterozygosity leads to heterosis in coconut. Phenotypic disassortative mating or *mating of unlikes* promotes it. In contrast, even one cycle of self-pollination immediately leads to inbreeding depression (Satyabalan and Laksmanachar, 1960). Although the use of F₂ seeds from a d x t F₁ hybrid is not recommended, farmers' bias has brought about a unique situation in a coconut farm because no amount of explanation could prevent most coconut farmers from using seeds of any high yielding variety for a second crop (Terminal Report PCA/PCARRD Multiloc Project, 1996).

The fundamental aim therefore is to produce a population of palms having a high degree of balanced heterozygosity as earlier suggested by Banzon and Velasco (1982) and to develop a breeding scheme that would allow these individuals to mate at random to maintain the high degree of heterozygosity and heterosis from generation to generation.

There are two ways of doing this. The first is the age-old method of mass selection (MS) and the other one, the development of a synthetic variety (SYN). Mass selection in coconut is a good alternative but it has several disadvantages. These are associated to the loss of vigor in succeeding generations due to inbreeding and limited genetic advance considering that selection is based solely on the phenotypic traits of the female parents.

On the other hand, the purposeful creation of a SYN could lead to more permanent genetic gains over many generations and could achieve greater adaptability and stability in performance due to wide genetic base. Likewise, seeds of SYN are produced under natural conditions and constantly exposed to natural selection. Most importantly, farmers may use the SYN seeds directly for a second crop and expect better yields in the process. Over the long term, it could sustain immense commercial hectareage

over time and even in places where areas are too small to support a hybrid industry.

Notwithstanding these advantages, a synthetic variety is difficult to breed because it would take more than 30 years to come up with a population of palms having the traits of the parents used in the breeding program. Its yield may not surpass that of the best single crosses and once introduced, there could be a dilution of its genetic make up under farmers' farming conditions. Due to *pan mixia*, the genotypic compositions of successive SYN populations would vary from one another.

Objectives

1. To develop and produce the first synthetic coconut variety in the Philippines and in the world;
2. To test its performance and adaptability over a wide range of growing conditions and evaluate its genetic potential;
3. To utilize its possible advantages such as higher yield potential, wider adaptability and ease of seed production;
4. To make use of the coconut synthetic variety to establish provincial seedfarms, which could serve as sources of high yielding planting materials, and ultimately provide an alternative and more sustainable strategy in the mass propagation of improved planting materials for the coconut planting and replanting program of the country.

Materials and Methods

To maximize heterozygosity and heterosis, six well-studied tall coconut varieties namely, Baybay (BAYT), Rennel (RIT), Bago Oshiro (BAOT), Laguna (LAGT), West African (WAT) and Tagnanan (TAGT), were used in the breeding program (Baliñgasa and Carpio 1976; Chan 1978; Gemperle and

Fremond 1978; Mendoza and Baliñgasa, 1978; and De Nuce de Lamothe and Wuidart 1980). These were chosen on the merits of: good general combining ability (GCA); cross-pollinating habit; genetic potential; and distinctness, uniformity and stability (DUS).

Growing conditions. Zamboanga Research Center is located in an intermediate growing zone with an elevation of 3-6 meters (above sea level). The average annual rainfall is around 1,600 mm with 80-90 rainy days. The driest months are from December to May wherein low to high water deficits are normally encountered. The soil in the area belongs to the silty clay loam type, relatively deep and very well drained. The block where the SYN VAR experiment was planted is located between two rivers, the Talisayan on the South and the Saaz on the North. Since the water from the Talisayan River was diverted for an irrigation project in the mid 1970s, it only gets spilled water during the rainy season. On the other hand, the San Ramon Saaz River only went dry during the El Niño phenomena in 1983 and 1998.

Production of selfed lines. As it is impossible to conduct a series of self-pollinations to obtain pure inbred lines in annual crops within a lifetime, only one cycle of self-pollination was conducted for the varieties LAGT and BAOT. The other four varieties, i.e. BAYT, TAGT, WAT and RIT were no longer selfed but they were selected for general uniformity.

Production of single crosses. Following a modified scheme for the development of a synthetic variety (Chart 1), 3,000 t x t F₁ variety hybrid progenies from 15 crosses were artificially bred. Successive hand pollination of 5 to 6 inflorescences per palm to produce 200 nuts per cross in a diallele fashion minus the reciprocals were done (except for three crosses, i.e. BAOT x RIT, BAOT x WAT and LAGT x WAT). This was important because the size of

the experimental field would have become exceedingly large, i.e. 30 hectares, and the number of plants to maintain will be too big to handle. In the production of F₁ t x t crosses, 26 parental palms represented each variety. The technique of controlled hand pollination of coconut as described by Baliñgasa and Santos (1978) was used to ensure the legitimacy of the hybrids.

Care and maintenance of seedlings. The seednuts were sown and germinated in seedbeds and grown in a standard polybag nursery following routine maintenance activities until the seedlings reached the age of 10 to 12 months from the date of germination. Very minimal selection was practiced in the nursery and only normal and healthy seedlings were chosen at planting time. Field planting was done on August and September 1992 in an isolated field having a contiguous area of about 13.6 hectares (Figure 1).

Planting layout. The seedlings were planted at a distance of 8.5 meters or at a density of 160 palms per ha following the triangular system of planting. Each seedling was given a permanent label and planted following a randomized field-numbering scheme to ensure maximum *pan mixia* at maturity. It was assumed that each of them would have equal chances of mating with one another to produce the F₂ population(s) or Syn: at flowering time. Figure 2 shows a sample of the triangular layout of the F₁s or Syno.

Field upkeep and data gathering. Field upkeep and maintenance included cover cropping, regular application of fertilizers, weed control, regular indexing and control of pest and diseases. The various F₁ hybrid lines are being evaluated for vegetative as well as reproductive growth and development. The palms were periodically observed for leaf production, flowering distribution and nut yield. Observations on floral biology (12 palms

Chart 1. Scheme for the Development of the Synthetic Variety (Syn Var)

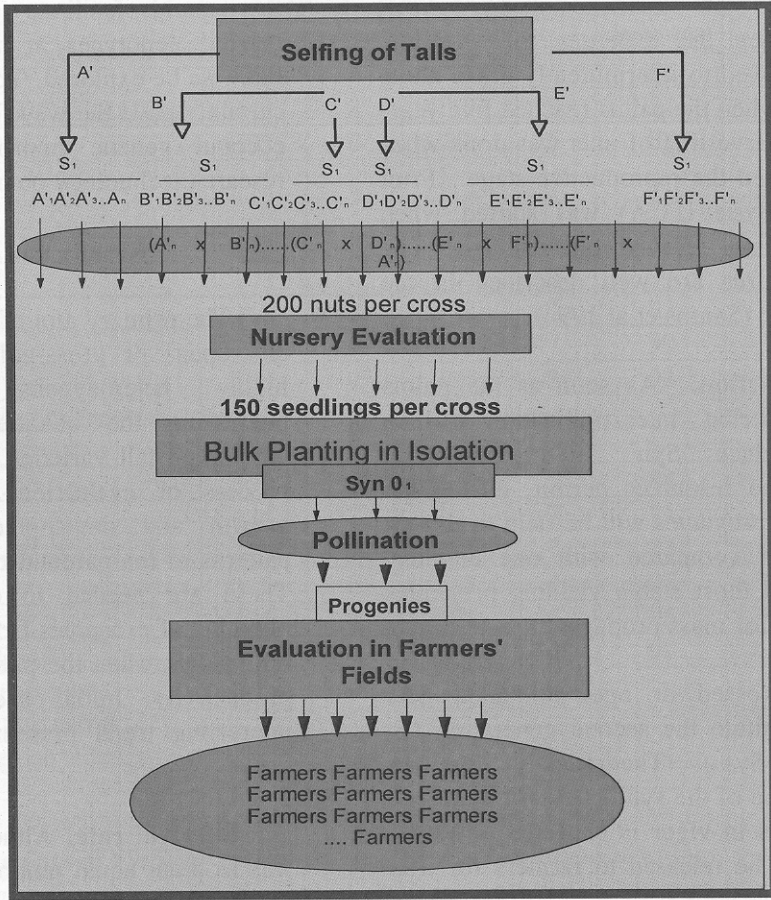


Figure 1. Field Layout of Synvar experiment

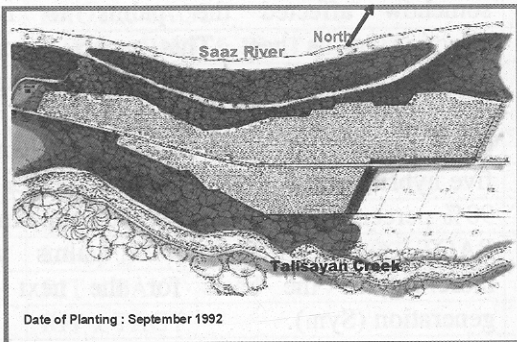
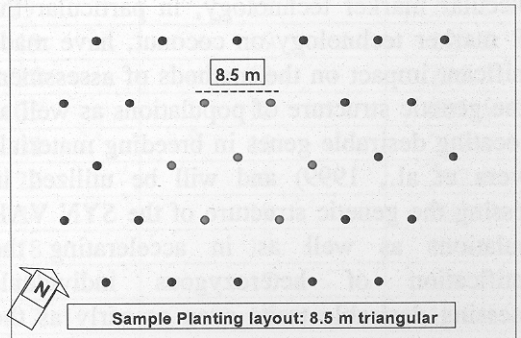


Figure 2. Triangular system of planting



per cross) and pollen dispersal using petroleum jelly traps were also conducted at different locations within the experimental SYN VAR block. To lessen the expenses for weeding, cattle were allowed to intermittently graze along the inter rows when the palms reached five years old. Regular harvesting of nuts was done when the palms reached the reproductive stage. Fruit component analysis (FCA) was started when 95% of the palms reached full maturity. The general procedures are well described in the Stantech Manual (Santos et al 1996).

Seed production. As soon as the palms come into flowering, inter pollination will be done to produce Syn₁ (first generation synthetic). If the resources permit, during the first few years, progenies will be field evaluated in isolation and compared with one another. The highest and most stable yielding progenies will be selected for mass propagation.

The inter-crossed or open-pollinated nuts from Syn₁ constitute the second generation (F₃ synthetics or Syn₂). Theoretically, the F₃ presents the value of the synthetic variety and no considerable loss in vigor is expected onwards. It can therefore be released to farmers for trial planting.

Use of molecular marker technology, i.e. microsatellite (SSR) marker technique. Molecular marker technology, in particular the SSR marker technology on coconut, have made significant impact on the methods of assessment of the genetic structure of populations as well as in locating desirable genes in breeding materials (Rivera et al., 1999) and will be utilized in assessing the genetic structure of the SYN VAR populations as well as in accelerating the identification of heterozygous individuals possessing desirable traits even as early as the seedling stage. The SSR protocol in combination with available molecular marker techniques in coconut as existing resources permit will be utilized in the important phases of the conventional breeding protocol in the

development of coconut OPVs. Once made available, the use of identified linked markers that could facilitate selection and getting desired genotypes at higher probability will likewise be explored. These research directions certainly pave the way for breeders to optimize coconut genetic improvement methods and research technology outputs.

Results and Discussion

The primary aim of the project is to create an "open- or cross-pollinating population of highly heterozygous individual palms" possessing the qualities of the six good combining tall varieties. As a first step in the process of evaluation, observations on the growth and development and early yield patterns of the parental hybrids were recorded. These are needed to ensure the "balanced bulking" of progenies from the most productive individuals when the palms reach at least 95% productivity. Initial observations reveal a very interesting trend presented elsewhere in this paper.

Survival rate. Although the original plan was to plant equal number of palms per entry to allow equal male and female gametes distribution among all plants at flowering time, it was not fully realized as shown in Table 1. The onset of the El Niño phenomenon in 1998 somehow affected the palms to natural selection at its best. This aspect is critical because it would determine the sampling rate that would be used for the next SYN generations. For instance, among the entries, five hybrids showed survival rates lower than 90% percent. The lowest number of palms i.e. BAOT x BAYT, with 75 palms would therefore be the basis for the next SYN generation (Syn₁).

Leaf production and girth size. At the age of seven years after field-planting, evaluation of growth and development showed comparable rates of leaf production among all

Table 1. Field planting and flowering status of Syn Var 001 entries as of March 2000 (90 months from field planting)

No	Cross	Original		Existing		Survival Rate (%)	Flowering	
		(no)	(%) ¹	(no)	(%) ²		(no)	(%) ³
1	BAOT x BAYT	92	5	77	5	84	75	97
2	BAOT x RIT & RIT x BAOT	142	8	119	7	84	118	99
3	BAOT x TAGT	105	6	89	5	85	85	96
4	BAOT x WAT & WAT x BAOT	118	7	119	7	101	117	98
5	BAYT x TAGT	138	8	127	8	92	115	91
6	LAGT x BAOT	108	6	105	6	97	96	91
7	LAGT x BAYT	118	7	108	7	92	103	95
8	LAGT x RIT	135	7	122	7	90	119	98
9	LAGT x TAGT	135	7	124	8	92	119	96
10	LAGT x WAT & WAT x LAGT	137	8	118	7	86	117	99
11	RIT x BAYT	108	6	95	6	88	91	96
12	RIT x TAGT	124	7	117	7	94	112	96
13	WAT x BAYT	119	7	111	7	93	110	99
14	WAT x RIT	117	6	113	7	97	113	100
15	WAT x TAGT	111	6	105	6	95	105	100
TOTAL/MEAN		1,807	100	1,649	100	91	1,595	97
¹ Based from total palms planted								
² Based from total existing palms								
³ Based from flowering palms/entry								

Table 2. Vegetative data of Syn Var entries seven (7) years from field planting

No.	Cross	Existing Palms (no)	Annual Leaf (Production (no))	Girth (cm)
1	BAOT x BAYT	77	19	203.7
2	BAOT x RIT & RIT x BAOT	119	18	195.8
3	BAOT x TAGT	89	19	203.1
4	BAOT x WAT & WAT x BAOT	119	19	197.2
5	BAYT x TAGT	127	18	205.5
6	LAGT x BAOT	105	18	203.5
7	LAGT x BAYT	108	18	207.6
8	LAGT x RIT	122	18	202.5
9	LAGT x TAGT	124	19	207.1
10	LAGT x WAT & WAT x LAGT	118	19	197.8
11	RIT x BAYT	95	17	199.7
12	RIT x TAGT	117	18	194.0
13	WAT x BAYT	111	18	199.5
14	WAT x RIT	113	18	193.7
15	WAT x TAGT	105	18	200.6
TOTAL / MEAN		1,649	18	200.8

entries ranging from 17 to 19 leaves per annum and girth sizes ranging from 194 to 208 cm (Table 2). These observations indicate the even response of the entries to the cultural management techniques applied and the absence of genotypic influence on these growth parameters.

Flowering distribution. Unlike leaf production and girth size, flowering distribution and frequency varied among the entries with some hybrids flowering earlier than the others (Figure 3). It was interesting to note that flowering occurred as early as 2.5 years from field planting in two entries, BAYT x TAGT (2 palms) and WAT x TAGT (1 palm). At the age of 3.5 years, the hybrid WAT x RIT showed 50% flowering while the hybrid BAOT x TAGT was barely starting to flower. Five years after planting, nine hybrids reached more than 80% flowering and by the seventh year, two hybrids, i.e. WAT x RIT and WAT x TAGT, showed 100% flowering. As of March 2000 or at the age of seven and a half years from field planting, 97% of the palms have reached the reproductive stage (Table 1).

Floral Biology. After the El Niño phenomenon in 1998, majority of the flowering palms resumed normal emission of spathes. This situation paved the way for the conduct of floral biology observations that could be used in predicting the possible genotypes of open pollinated progenies of specific palms. As shown in Table 3, the range of interval between successive emissions of spathes from January to August 1999, is from 19 to 22 days with very minimal overlapping between successive spathes. On the average, the length of the male phase was 22.3 days among all entries with BAYT x TAGT showing the shortest at 20.5 days and the WAT x BAYT having the longest. The female phase, on the other hand, ranged from 3 days in BAYT x TAGT, LAGT x BAYT and LAGT x TAGT to 4.3 days in BAOT x WAT or an average of 3.34 days. Depending on

the hybrid, intra spadix overlapping of the sexual phases was common although with very short duration of at least half a day to a maximum of 3.1 days. Similarly, the overlapping of the male and female phases between successive spathes was of short duration ranging from 17 hours in WAT x BAYT to more than 3 days in RIT x BAOT and LAGT x RIT.

Pattern of Pollen dispersal. To determine the presence of coconut pollen inside the emerging plantation, and possible cross-pollination among the individual palms, observations on pollen dispersal patterns were conducted from July 1996 to November 1999 within the SYN VAR block. Pollen traps consisting of four glass slides which were wiped with petroleum jelly on both sides and mounted on a Styrofoam frame for maximum exposure were placed in between sample palms at varying heights, e.g., 5, 7 and 8 ft from the ground and at four time frames, e.g., 7-10 AM, 10-1 PM, 1-3:30 PM and 3:30 PM to 7 AM of the following day. The four slides were oriented in a manner wherein each would face one direction.

While the transition to the flowering phase started rather early, i.e. July 1996, the dispersal of pollen within the SYN VAR block was not very high and in fact, considered negligible. It only went up to as high as 32-pollen grains/cm² (pgs/cm²) in October 1999 from almost nil in July 1996 (Figure. 4). More pollen was trapped between 10 AM to 1 PM (e.g., 2.1 pgs/cm²) than from the other three time frames (Figure. 5). This could be explained by the fact that majority, if not all of inflorescences open before 10 AM. It was also worth noting that although pollen dispersal seemed to be not affected by (wind) direction, there was slightly more pollen trapped on the slides facing West and South than from East and North (Figure. 6). It appears that the canopy of the palms has affected air movement

Table 3. Floral biology of t x t F₁ hybrids, PCA Syn Var 001 (January to August 1999)

Cross	Spathe Opening (days)	Interval between spathe open & start of male phase (days)	Length of male phase (days)	Length of male phase (days)	Intra-spadix overlap of male and female phases (days)	Inter-spadix overlap of male and female phases (days)
RIT x TAGT	20.8	0	21.9	3.3	0.5	2.5
BAOT x WAT	21.3	0	22.0	4.3	1.5	2.3
WAT x LAGT	19.9	0	23.6	3.2	2.9	2.7
BAYT x TAGT	21.3	0.2	20.5	3.0	0.5	1.5
WAT x RIT	21.9	0.1	23.3	3.4	1.9	3.0
RIT x BAOT	19.0	0.1	21.3	3.2	0.3	3.6
WAT x TAGT	21.5	0	22.1	3.6	1.2	1.7
RIT x BAYT	21.2	0	22.2	3.3	2.3	1.6
LAGT x BAYT	19.9	0	23.5	3.0	3.1	2.1
LAGT x TAGT	19.9	0	22.7	3.0	1.7	3.0
LAGT x RIT	19.5	0	21.9	3.3	1.0	3.6
WAT x BAYT	22.6	0.1	24.7	3.5	1.7	0.7
LAGT x BAOT	19.5	0	21.8	3.2	1.1	3.3
BAOT x BAYT	20.3	0	21.2	3.5	1.7	2.1
BAOT x TAGT	20.5	0	21.6	3.3	1.7	2.4
MEAN	20.6	0.0	22.3	3.3	1.5	2.4

Figure 3. Flowering distribution of Synvar entries

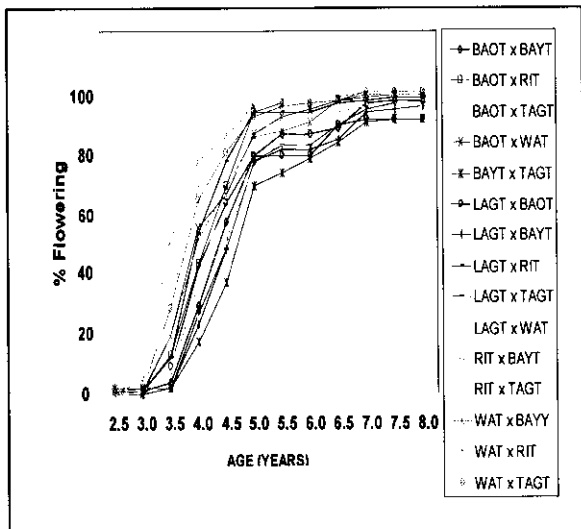
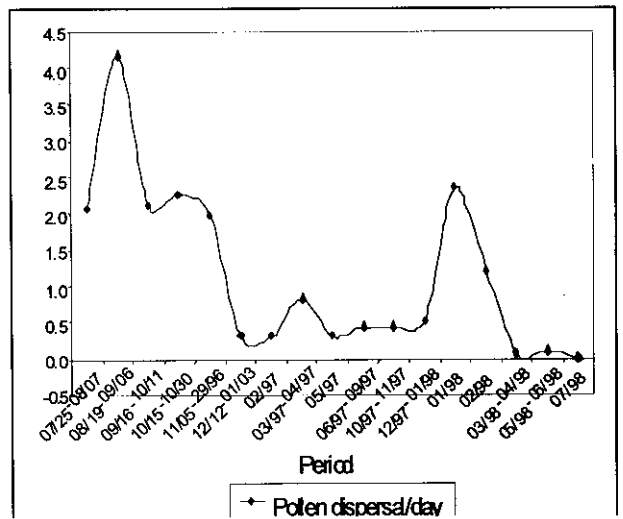


Figure 4. Pollen dispersal per day by period



(insect pollination notwithstanding) and somewhat influenced this observation. The randomized field layout and atmosphere conditions which permit a multi-directional windy condition, i.e. >3 mi/hr, might have generated favorable phenotype interactions in the populations.

Survival rate and number of palms. The original plan for the study was to plant at least 100 seedlings of more or less similar ages per cross but this was not achieved to the fullest extent. Hybrid representation ranged from 5 to 8 percent (Table 1). At the start, the number of palms per hybrid variety ranged from 92 for BAOT x BAYT palms to a maximum of 142 palms for BAOT x RIT. After seven years, the number of palms was reduced a little with BAOT x BAYT having 75 palms, 119 for BAOT x RIT, LAGT x RIT and LAGT x TAGT. It is obvious that the hybrids with more palms would have better chances of mating than those with fewer palms. Nevertheless, since the pedigree, the rates of survival of each hybrid and location of each palm in the field are known, and taking into account the respective yield of each entry, it would be easy to come up with a sampling technique for the next SYN generations (Syn_n).

Early yield. From a total of 1,649 palms, 97% are already productive as of March 2000. While it is still too early to make a good comparative assessment of the nut and copra production of the hybrids, the early yields recorded show some good trends. The first nuts were harvested as early as 1996 but these are negligible. However, during 1997 to 1999 or at an early age of a little over seven years from planting, three hybrids, e.g. BAOT x WAT, WAT x TAGT and BAYT x TAGT, produced an annual average of 4,458 to 6,032 nuts or 1.5 to 1.7 tons of copra per hectare (Appendix Table 1). Three hybrids, namely WAT x RIT, BAOT x BAYT and WAT x BAYT, followed closely with an annual mean nut production of 4,456 to 4,659 nuts or copra yields of 1.4 tons per ha. It

is worth noting that WAT x TAGT and BAYT x TAGT hybrids were also the first ones to flower. The higher copra production of these hybrids as compared to others may be associated to their better copra per nut and higher number of nuts, which are both highly heritable and desired traits.

Fruit Component Characters. As expected, since the parents of the hybrids are tall varieties that were selected for nut size, all entries produced medium to large nuts depending on the cross combination. Notably, two crosses with RIT, e.g. RIT x TAGT and BAOT x RIT, produced nuts weighing more than 1.6 kg on the average (Table 4). Rennel Island tall is an exotic variety and is world renown for large sized nuts. It is also apparent that crosses with WAT, a relatively smaller seeded variety, inherited the large size of nuts from the other varieties. This general trait suits the preference of farmers for good (practical and economic) reason. Normally, harvesting and post harvest expenses in a coconut farm are based on number of nuts in smallholdings.

Bulking of seeds. Theoretically, the performance of the next generation SYN should not vary very much even with varying genotypes for as long as the heterozygosity of the SYN populations is maintained. The only aspect, which is time consuming, is the detailed labeling of the nuts from palm to palm for future studies on molecular analysis and to create a balanced second generation SYN.

Bulking of seeds from all crosses is currently being done for distribution to the Regional offices of the PCA. Seednuts would be raised in standard polybag nurseries. When ready, seedlings would be planted in isolated fields of at most 50 hectares per province. The aim is to mass produce Syn_n seednuts and distribute these to farmers, *ad infinitum*.

Use of molecular marker technology. A study was done to understand the genetic

opportunities for all coconut farmers in the Philippines.

At the current rate of nut production in the SYN VAR field at ZRC, it would be possible to plant 360 hectares, rising to 650 hectares per year over the next 50 years. These in turn could commence another round of distribution after seven years or earlier to the tune of 9,700 ha per year and so on and so forth.

The coconut palm may be slow in growth and development, and has a low capacity for multiplication. When it matures, however, it has a very long life span that could outlast its users. It becomes an inexhaustible source of food and non-food raw materials and increased income for farmers. And one noteworthy and very desirable attribute, it can serve as an exuberant spring of foundation seeds for the breeder. Using the participatory research approach, coconut farmers who received the seednuts from SYN project would have a means of producing their own seeds and provide seeds to their neighbors thus ensuring a continuing replanting program with minimum intervention from the government. The latter is one exceptional situation, which draws special interest because it offers a means of maintaining the dramatic inter-population heterosis between the varieties used from generation to generation and at the same time overcoming the basic problem of inadequate seednuts. Certainly, this project has transformed the basic disadvantages of coconut into possibilities and opportunities.

Next Steps to be undertaken

Exploit the SSR marker technology in accelerating the development of coconut breeding lines for the PCA Syn Var project and isolate superior breeding populations for coconut seedfarm establishment.

1. Identification of genetic diversity in PCA Syn Var parental and base populations and analysis of their genetic relationships using

molecular and morphological markers. The genetic structure and diversity of Syn Var parental populations will be established using molecular markers specifically microsatellite marker technique. Genetic diversity of the base population will be assessed based on number of polymorphic loci, allelic richness, % heterozygosity and the kind of alleles present. Genetic relationships between parental populations will be ascertained by estimating genetic distances using morphological and molecular markers. Discriminant SSR markers will be used to determine the molecular profile of the succeeding Syn Var generations.

2. Establishment of GMAFV⁷ coconut seedfarms in a coconut farming community using genetically enhanced parental lines from the PCA Syn Var.

Sustainable and highly productive 50-hectares coconut seedfarms will be established in strategic sites of the 70 coconut-growing provinces of the country using genetically enhanced parental lines from the second filial generation of the PCA's Synthetic Variety at the Zamboanga Research Center.

Implications and Recommendations

The objectives of developing early maturing and highly open pollinated variety that will support a century of planting program with superior planting materials or to produce a family of palms having highly balanced heterozygosity and develop breeding scheme that would allow these individuals to maintain balanced heterozygosity from generation to generation are considered very ambitious research undertakings. However, the use of

⁷ GMA - Genetically Multi-Ancestored Farmer's Variety

molecular marker technologies, e.g. microsatellite marker techniques (SSRs), for coconut research provides opportunities for assessing and evaluating the breeding value of the genetic materials at the DNA level.

This continuing research undertaking aims not only provide information on the genetic structure of the resultant populations from the PCA SYN VAR foundation parents with that of the DNA patterns of the inter-crossed F₁ hybrids, but also more importantly apply the DNA molecular marker technology to identify and select superior materials at the earliest time possible, i.e. seedling stage, for the establishment of coconut seedfarms. The application of DNA marker technologies that will complement existing classical coconut-breeding strategies is expected to accelerate the establishment of coconut seedfarms using PCA Synthetic Variety and provide the necessary genetic diversity in future coconut stands.

Acknowledgement

The authors whole-heartedly acknowledged the recent funding support from the Department of Science and Technology (DOST) through the Philippine Council for Agriculture, Forestry and Natural Resources Research and Development Council (PCARRD) for the PhP 1M 2003 PANTAS Award Research Grant as well as from the Department of Agriculture (DA) through the Bureau of Agricultural Research for another PhP 1M 2004 GAWAD SAKA Award Research Grant; and the long-term funding assistance from the Philippine Coconut Authority (PCA) through the Research, Development and Extension Branch (RDEB).

The authors likewise deeply recognize the technical contributions and assistance including financial collaboration from the following local and international research institutions:

- The Institute of Plant Breeding, College of Agriculture, University of the Philippines at Los Baños;
- The International Plant Genetic Resources Institute (IPGRI) through the International Coconut Genetic Resources Network (COGENT); and
- The Long Ashton Research Station, Department of Agricultural Sciences, University of Bristol, United Kingdom.

References

- Akuba, R. H. 2002. Breeding and population genetics studies on coconut (*Cocos nucifera* L.) composite variety using morphological and microsatellite markers. UPLB, College, Laguna, Unpublished Ph D thesis. 230 p.
- Allard, R.W. 1960. Principles of Plant Breeding. Wiley, New York and London.
- Baliñgasa, E.N. and C B Carpio, 1976. Genetic potential of some coconut populations in the Philippines. PCA-ARB Annual Report (1975 - 1976): 7-19.
- Baliñgasa, E.N. and G.A. Santos 1978. Manual for coconut hand pollination technique. Breeding and Genetics Division, PCA-ARB, Davao Research Center, Bago-Oshiro, Davao City.
- Banzon, J.A. and J.R. Velasco. 1982. Coconut Production and Utilization. PCRDF Amber Ave, Pasig, M. Manila.
- Bos, L. 1985 Fundamentals of plant breeding. IAC, Wageningen, The Netherlands.
- Bourdeix, R. 1988. Efficacite de la selection massale sur les composantes du

rendement chez de cocotier. *Oleagineux* 45:359-371.

- Carcallas, R.J.U. 2001. Evaluation of microsatellite primers to determine effective number of sample size for genetic diversity analysis of coconut (*Cocos nucifera* L.), University of the Philippines at Los Baños (UPLB) MS Thesis, 92 p
- Chan, E. 1978. Growth and early yield performance of Malayan Dwarf x tall coconut hybrids on the coastal clays of Peninsular Malaysia. Proc. Int. Conf. On Cocoa and Coconuts. June 21-24, 1978, Kuala Lumpur, p.522-531.
- Cockerham, C.C. and B.S. Weir. 1984. Covariances of relatives stemming from a population undergoing mixed self and random mating. *Biometrics* 40:157-164
- De Nuce De Lamothe, M. and F. Rognon 1972. La production de semences hybrides chez le cocotier par fecondation naturelle dirigee. *Oleagineux* 27(10): 483-488.
- De Nuce de Lamothe, M. and W. Wuidart, 1980. Tall coconuts at Port Bouet (Ivory Coast). I. West African tall, Mozambique tall, Polynesian tall and Malayan tall. *Oleagineux* 34(7): 339-334
- De Nuce de Lamothe, M. and G. M. de Bernard. 1995. L'hybride de Cocoties PB 121 (ou MAWA), NJM x GOA. *Oleagineux* 40:261-266.
- Fremppnd, Y. R. Ziller and M. De Nuce de Lamothe, 1966. The coconut palm. International Potash Inst. Switzerland, 227p.
- Gemperle, F.R. and Y.L. Fremond, 1978. Tagnanan coconut population: A promising breeding material. Proc. Int. Conf On Cocoa and Coconuts. June 21-24, 1978, Kuala Lumpur. P.500-507
- Guarino, L.V., Ramanatha R., and P. Batugal 1999. Collecting coconut genetic diversity: Elements of a strategy for COGENT germplasm collecting activities. Papers presented on ADB and IFAD-funded projects Annual Meeting. Kuala Lumpur, Malaysia. October 28-November 4, 1998. 20p
- Kramer, Tb. 1985. Selection methods in plant breeding. IAC, Wageningen, The Netherlands.
- Lande, R and R. Thompson. 1990. Efficiency of marker-assisted selection in the improvement of quantitative traits. *Genetics* 124:743-756.
- Lee, M. 1995. DNA markers and plant breeding programs *Advances in Agronomy* 55:265-344
- Liu, B.H. 1998. Statistical genomics. Linkage, mapping and QTL analysis. CRC Press New York pp 45-83.
- Luntungan, H.T. 1997. Evaluasi dan pengembangan kelapa hybrid (Evaluation and development of coconut hybrid). In: Novarianto, H., R. H. Akuba, M. L. A. Hosang, M.M. Rumokoi, R.B. Maliangkay, Arie Lolong, and Amrizal. Prosiding Temu Usaha Perkelapaan Nasional, 6-8 Januari 1997, Manado, Indonesia. P120-135.
- Mendoza, A.M.R. and E.N. Baliñgasa, 1978. Coconut genetic resources collection in the Philippines. Paper presented, 1978 IBPGR Consultation on Coconut Genetic Resources, FAO, Rome.
- Meunier, J. 1992. Genetic diversity in coconut: a brief survey of IRHO's work. In:

- Coconut genetic resources. Pp59-62. Paper of IBPGR workshop, Cipanas, Indonesia, October 8-11, 1991 International Crop Network Series No. 8 IPGRI, Rome
- Novarianto, H. 1987. Analisis kuantitatif karakter agronomic dan analisis isozim daun kelapa hibrida (genjah x dalam) dan tetuanya. Tesis Pascasarjana. IPB. Bogor. 58p.
- Reed, D.H. And R. Frankham. 2001. How closely related are molecular and quantitative measures of genetic variation? A meta-analysis. *Evolution* 55(6):1095-1103.
- Rivera, R., K. J. Edwards, J. H. A. Barker, G. M. Arnold, G. Ayad, T. Hodgkin, and A. KARP. 1999. Isolation and characterization of polymorphic microsatellites in *Cocos nucifera* L. *Genome* 42:668-675.
- Rompas, T.H., H.T. Luntungan, and H. Novarianto. 1988. Metode pemuliaan kelapa (Coconut breeding methods). Prosiding Lokakarya Pemuliaan Tanaman Cengkeh, Lada, Kapas, dan Kelapa. Puslitbangtri Bogor. P27-39.
- Santos, G.A., E.N. Baliñgasa and C.B. Carpio. 1979. Selection of base populations for use in coconut hybridization. Paper presented at the 10th Annual Scientific meeting of the Crop Science Society of the Philippines. April 23-25, 1979, UPLB, College Laguna.
- Santos, G.A., R.T. Bahala and S.B. Cano. 1989. Development of a synthetic variety of coconut PCA ARB Annual Report (1989): 132-135.
- Santos, G.A., and A. Sangare. 1992. Evaluation and utilization of coconut genetic resources. COGENT. p70-78.
- Santos G.A., P.A. Batugal, A. Othman, L. Baudouin, and J.P. Labouisse. 1996. Manual on Standardized Research Techniques in Coconut Breeding. IPGRI-COGENT publication. Stanford Press, Singapore 100p.
- Santos, G.A. 1997. Advances in coconut breeding and production. Paper presented at the Coconut Symposium held at BSWM, Elliptical Rd., Quezon City, August 28-29, 1997.
- Satyabalan, K. And M.S. Laksmanachar 1960. Coconut breeding: effects of some breeding procedures. *Indian Coconut Journal* 13:94-100.
- Segovia, S.J.E., N.O. Bituin, R.J.U. Carcallas, C.C. Reaño, R. Rivera, G.A. Santos and D.M. Hautea. 1999. Genetic diversity assessment in coconut using morphological and microsatellite markers. Abstract Paper. The Philippine *J. of Crop Sci.*, 24(1): 106
- Simmonds, N.W. 1979. Principles of crop improvement. Longman, London and New York.

Appendix 1. Fruit component characters and early nut and copra yields of Syn Var entries

Hybrid Cross		Whole Nut (g)	WEIGHT (g/per nut)					FQV	N/P (no)	N/ha (no)	C/P (kg)	C/ha (kg)
			Husk	Shell	Meat	Water	Copra					
LAGT x TAGT	Total	3,534.3	872.8	637.1	1,266.9	757.5	749.7	0.46	94.2	12,717	22.6	3.0
	Mean	1,178.1	290.9	212.4	422.3	252.5	249.9		31.4	4,239	7.5	1.0
RIT x BAYT	Total	3,784.9	963.8	628.7	1,376.6	815.7	816.8	0.46	70.2	9,479	18.8	2.5
	Mean	1,261.6	321.3	209.6	458.9	271.9	272.3		23.4	3,160	6.3	0.8
LAGT x BAYT	Total	3,670.6	1,004.0	580.5	1,265.7	820.4	760.8	0.44	95.7	12,923	23.3	3.2
	Mean	1,223.5	334.7	193.5	421.9	273.5	253.6		31.9	4,308	7.8	1.1
LAGT x BAOT	Total	3,821.2	1,043.3	624.1	1,293.1	860.7	795.3	0.43	83.3	11,252	21.3	2.9
	Mean	1,273.7	347.8	208.0	431.0	286.9	265.1		27.8	3,751	7.1	1.0
WAT x RIT	Total	3,742.4	1,208.4	606.7	1,248.4	673.0	755.9	0.41	127.5	17,210	32.0	4.3
	Mean	1,247.5	402.8	202.2	416.1	224.3	252.0		34.5	4,659	10.7	1.4
WAT x LAGT	Total	3,381.7	1,142.7	567.7	1,103.8	567.5	679.4	0.39	132.4	17,869	29.5	4.0
	Mean	1,127.2	380.9	189.2	367.9	189.2	226.5		37.8	5,956	9.8	1.3
BAOT x BAYT	Total	4,045.8	1,042.4	633.7	1,451.6	918.2	685.9	0.46	100.0	13,500	30.0	4.1
	Mean	1,348.6	347.5	211.2	483.9	306.1	288.6		33.3	4,500	10.0	1.4
BAOT x RIT	Total	4,970.7	1,187.7	760.7	1,662.0	1,360.2	941.7	0.46	78.3	10,574	23.9	3.2
	Mean	1,656.9	395.9	253.6	554.0	453.4	313.9		19.8	2,677	8.0	1.1
BAOT x WAT	Total	3,848.3	1,192.7	627.2	1,284.4	744.2	795.8	0.41	128.1	17,292	33.4	4.5
	Mean	1,282.8	397.6	209.1	428.1	248.1	265.3		33.0	4,458	11.1	1.5
WAT x TAGT	Total	3,710.9	1,232.7	650.2	1,194.4	633.6	755.0	0.39	133.8	18,063	33.1	4.5
	Mean	1,237.0	410.9	216.7	398.1	211.2	251.7		33.9	4,583	11.0	1.5
RIT x TAGT	Total	4,952.5	1,169.3	736.6	1,709.0	1,337.5	927.8	0.47	84.1	11,350	25.3	3.4
	Mean	1,650.8	389.8	245.5	569.7	445.8	309.3		28.0	3,783	8.4	1.1
WAT x BAYT	Total	3,441.4	1,169.2	566.0	1,157.4	547.8	730.0	0.40	130.0	17,554	31.0	4.2
	Mean	1,147.1	389.7	188.7	386.1	182.6	243.3		33.0	4,456	10.3	1.4
LAGT x RIT	Total	4,102.2	999.4	636.0	1,445.7	1,021.2	842.6	0.46	93.3	12,598	25.5	3.4
	Mean	1,367.4	333.1	212.0	481.9	340.4	280.9		31.1	4,199	8.5	1.1
BAOT x TAGT	Total	4,144.8	1,065.5	701.1	1,387.6	990.5	842.7	0.44	96.6	13,035	27.8	3.7
	Mean	1,381.6	355.2	233.7	462.5	330.2	280.9		32.2	4,345	9.3	1.2
BAYT x TAGT	Total	3,924.7	983.5	630.4	1,380.5	930.3	842.5	0.45	134.1	18,097	38.7	5.2
	Mean	1,308.2	327.8	210.1	460.2	310.1	280.8		44.7	6,032	12.9	1.7

FQV = Fruit quality value = (weight of fresh meat/weight of husk + shell + meat)

N/P = Nut per palm; N/ha = nuts per hectare; C/P = Copra per palm; C/ha = Copra per hectare

Appendix 2. Coconut seednuts processed and distributed, 2000-2005

Year	PCA Region													Total
	I-IV B	I-IV A	V	VI	VII	VIII	IX	X	XI	XII	XIII	ARMM		
2000	10,150	8,700			8,100				13,140	3,450			43,540	
2001	22,125	1,950		15,380					435		5,000		46,290	
2002	38,485			10,000	14,165			15,000		5,080		1,700	84,430	
2003	17,012	2,000		2,574	2,040	13,006	4,306			1,730			42,668	
2004	26,983	1,000	1,770	2,915			10,480	3,600	2,196				48,944	
2005	13,929	11,130		300			25,431	100					52,940	
TOTAL	128,684	24,780	1,770	31,169	24,305	13,006	40,217	18,700	15,771	10,260	5,000	5,150	318,812	

Appendix 3. Coconut seedlings selected and distributed, 2001-2005

Year	PCA Region IX					Subtotal	Other Provinces				Subtotal	Total
	Z City	Z Sibugay	Z Norte	Z Sur	Basilan		Lanao Norte	Davao	Manila			
2001	1,301	3,121		230	74	4,726			9	9	4,735	
2002	9,681	1,035	1,908	1,680	200	14,504			0	0	14,504	
2003	3,709	2,071	5,101	286	1,502	12,669			2	2	12,671	
2004	3,494	530	3,848	4,800	14	12,686	30		5	35	12,721	
2005	2,845	1,050	1,050	5,335	1,000	11,280			50	12	62	11,342
TOTAL	21,030	7,807	11,907	12,331	2,790	55,865	30	55	23	108	55,973	

Appendix 4. Number of nuts and copra yield of PCA SYN VAR 001 parental base population, 1997-2004

VARIETY/ YEAR	N/P (no.)	N/HA (no.)	C/P (kg)	C/HA (tons)
BAOT x BAYT				
1997	38	5,184	13.1	1.8
1998	32	4,311	7.8	1.1
1999	17	2,253	4.7	0.6
2000	59	7,930	22.4	3.0
2001	40	5,418	16.1	2.2
2002	57	7,733	23.7	3.2
2003	45	6,134	15.6	2.1
2004	60	8,150	17.9	2.4
TOTAL	349	47,113	121.4	16.4
Mean	44	5,889	15.2	2.1
BAOT x RIT				
1997	41	5,467	14.0	1.9
1998	33	4,477	8.4	1.1
1999	9	1,274	3.3	0.4
2000	73	9,800	29.8	4.0
2001	41	5,480	16.2	2.2
2002	55	7,369	22.6	3.0
2003	46	6,156	16.4	2.2
2004	47	6,395	18.4	2.5
TOTAL	344	46,418	129.1	17.3
Mean	43	5,802	16.1	2.2
BAOT x TAGT				
1997	14	1,868	4.5	0.6
1998	36	4,910	8.9	1.2
1999	14	1,839	3.7	0.5
2000	66	8,917	26.4	3.6
2001	43	5,859	18.7	2.5
2002	63	8,533	28.0	3.8
2003	46	6,215	16.2	2.2
2004	64	8,663	23.5	3.2
TOTAL	347	46,804	129.9	17.6
Mean	43	5,850	16.2	2.2
BAOT x WAT				
1997	54	7,220	16.3	2.2
1998	52	7,046	10.9	1.5
1999	29	3,926	8.2	1.1
2000	90	12,136	30.1	4.1
2001	59	7,998	20.1	2.7
2002	80	10,807	27.3	3.7
2003	69	9,351	20.9	2.8
2004	78	10,458	21.6	2.9
TOTAL	512	68,942	155.4	21.0
Mean	64	8,618	19.4	2.6
BAYT x TAGT				
1997	24	3,178	7.6	1.0
1998	39	5,223	8.4	1.1
1999	28	3,797	8.4	1.1
2000	73	9,894	26.0	3.5
2001	46	6,235	16.2	2.2
2002	60	8,151	22.5	3.0
2003	49	6,588	15.6	2.1
2004	60	8,109	17.2	2.3
TOTAL	379	51,175	121.9	16.3
Mean	47	6,397	15.2	2.0
LAGT x BAOT				
1997	30	4,087	8.9	1.2
1998	42	5,717	9.5	1.3
1999	18	2,412	5.0	0.7
2000	70	9,486	24.9	3.4
2001	49	6,631	18.0	2.4
2002	64	8,641	23.8	3.2
2003	60	8,145	19.0	2.6
2004	73	9,914	22.2	3.0
TOTAL	406	55,033	131.2	17.8
Mean	51	6,879	16.4	2.2
LAGT x BAYT				
1997	32	4,363	9.6	1.3
1998	46	6,205	9.5	1.3
1999	24	3,235	6.1	0.8
2000	68	9,210	22.9	3.1
2001	40	5,377	14.4	1.9
2002	53	7,167	18.7	2.5
2003	49	6,656	14.9	2.0
2004	64	8,568	18.5	2.5
TOTAL	376	50,781	114.6	15.5
Mean	47	6,348	14.3	1.9
LAGT x RIT				
1997	38	5,181	11.8	1.6
1998	40	5,402	9.2	1.2
1999	19	2,522	5.7	0.8
2000	88	11,887	35.2	4.8
2001	42	5,686	15.5	2.1
2002	63	8,503	23.5	3.2
2003	42	5,630	13.8	1.9
2004	54	7,281	17.0	2.3
TOTAL	386	52,092	131.7	17.8
Mean	48	6,511	16.5	2.2

Appendix Table 4. Continued...

VARIETY/ YEAR	N/P (no.)	N/HA (no.)	C/P (kg)	C/HA (tons)
LAGT x TAGT				
1997	30	4,005	8.1	1.1
1998	47	6,348	9.8	1.3
1999	19	2,607	5.2	0.7
2000	76	10,214	27.1	3.7
2001	47	6,276	17.3	2.3
2002	68	9,142	26.7	3.6
2003	60	8,042	18.6	2.5
2004	76	10,256	22.4	3.0
TOTAL	422	56,890	135.3	18.3
Mean	53	7,111	16.9	2.3
LAGT x WAT				
1997	53	7,191	13.5	1.8
1998	56	7,600	10.7	1.4
1999	31	4,122	7.2	1.0
2000	96	12,992	26.0	3.5
2001	73	9,873	21.4	2.9
2002	101	13,570	29.3	4.0
2003	94	12,623	23.9	3.2
2004	105	14,153	24.8	3.4
TOTAL	608	82,124	156.8	21.1
Mean	76	10,265	19.6	2.6
RIT x BAYT				
1997	32	4,356	10.4	1.4
1998	35	4,751	7.9	1.1
1999	9	1,216	2.4	0.3
2000	71	9,582	26.9	3.6
2001	53	7,109	20.3	2.7
2002	69	9,258	25.2	3.4
2003	46	6,161	14.8	2.0
2004	64	8,577	19.4	2.6
TOTAL	378	51,010	127.3	17.2
Mean	47	6,376	15.9	2.1
RIT x TAGT				
1997	39	5,267	13.0	1.8
1998	34	4,637	8.5	1.2
1999	18	2,391	6.1	0.8
2000	77	10,375	33.7	4.5
2001	49	6,564	20.6	2.8
2002	58	7,866	25.7	3.5
2003	43	5,832	16.1	2.2
2004	55	7,362	19.4	2.6
TOTAL	373	50,294	143.0	19.3
Mean	47	6,287	17.9	2.4

VARIETY/ YEAR	N/P (no.)	N/HA (no.)	C/P (kg)	C/HA (tons)
WAT x BAYT				
1997	48	6,451	13.0	1.8
1998	55	7,419	11.0	1.5
1999	35	4,685	8.9	1.2
2000	88	11,837	31.0	4.2
2001	68	9,126	21.0	2.8
2002	94	12,714	26.4	3.6
2003	85	11,444	23.7	3.2
2004	100	13,451	24.8	3.4
TOTAL	573	77,127	159.8	21.7
Mean	72	9,641	20.0	2.7
WAT x RIT				
1997	59	7,893	16.3	2.2
1998	47	6,303	9.9	1.3
1999	28	3,818	7.5	1.0
2000	103	13,942	34.6	4.7
2001	63	8,453	20.2	2.7
2002	89	11,949	28.4	3.8
2003	70	9,491	20.3	2.7
2004	73	9,806	20.1	2.7
TOTAL	531	71,655	157.4	21.2
Mean	66	8,957	19.7	2.7
WAT x TAGT				
1997	51	6,935	14.8	2.0
1998	56	7,496	11.6	1.6
1999	35	4,664	8.9	1.2
2000	102	13,727	32.3	4.4
2001	71	9,633	24.1	3.3
2002	97	13,090	30.2	4.1
2003	84	11,318	24.1	3.2
2004	102	13,739	28.4	3.8
TOTAL	598	80,602	174.4	23.6
Mean	75	10,075	21.8	3.0
Grand Mean	55	7,400	17.4	2.4